

VÕ ĐẠI PHÚC (Tổng Chủ biên kiêm Chủ biên)  
NGUYỄN THỊ NGỌC QUYÊN - ĐẶNG ĐỖ THIÊN THANH  
LÊ THỊ TUYẾT MINH - HUỲNH TUYẾT MAI - NGUYỄN DƯƠNG HOÀI THƯƠNG

# Tiếng Anh

6

i-Learn  
**Smart  
World**  
Student's Book

BẢN MẪU SGK



**NHÀ XUẤT BẢN  
ĐẠI HỌC SƯ PHẠM TP HỒ CHÍ MINH**



# Contents

<b>Unit 1:</b>	<b>Home</b>	6–13
<b>Unit 2:</b>	<b>School</b>	14–21
<b>Unit 3:</b>	<b>Friends</b>	22–29
<b>Unit 4:</b>	<b>Festivals and Free Time</b>	30–37
<b>Unit 5:</b>	<b>Around Town</b>	38–45
<b>Unit 6:</b>	<b>Community Services</b>	46–53
<b>Unit 7:</b>	<b>Movies</b>	54–61
<b>Unit 8:</b>	<b>The World around Us</b>	62–69
<b>Unit 9:</b>	<b>Houses in the Future</b>	70–77
<b>Unit 10:</b>	<b>Cities around the World</b>	78–85
<b>Unit Reviews</b>		86–105
<b>Writing</b>		106–109
<b>Review Games</b>		110–119
<b>Activity Files</b>		120–125
<b>Writing Models</b>		126–127
<b>English Phonemic Chart</b>		128
<b>Word List</b>		129–131
<b>Credit Page</b>		132

# Lời Mở Đầu



Mến chào các em!

Tiếp nối bộ sách tiểu học **i-Learn Smart Start**, sách **i-Learn Smart World** được NXB Đại học Sư phạm TPHCM phối hợp cùng với Công ty TNHH ESVN tổ chức biên soạn theo chương trình giáo dục phổ thông môn Tiếng Anh cấp THCS, ban hành theo thông tư số 32/2018/TT-BGDĐT.

Sách **Tiếng Anh 6 i-Learn Smart World** bám sát các chủ đề chủ điểm trong khung chương trình của Bộ Giáo dục và Đào tạo, cung cấp kiến thức, kỹ năng ngôn ngữ, từ vựng, văn phạm, phát âm... giúp học sinh tự tin giao tiếp bằng tiếng Anh và chuẩn bị kiến thức cho các kỳ thi tuyển sinh đầu cấp cũng như các kỳ thi chứng chỉ quốc tế.

Mỗi bài học có từng mục tiêu cụ thể với các hoạt động học tập đa dạng được thiết kế phù hợp với đặc điểm tâm lý lứa tuổi của học sinh THCS, giúp tạo động lực và hứng thú cho học sinh tham gia học tập.

Sách bao gồm 10 chủ đề: **Home, School, Friends, Festivals and Free Time, Around Town, Community Services, Movies, The World around Us, Houses in the Future, Cities around the World**. Mỗi chủ đề có 3 đơn vị bài học, 1 bài ôn tập với các hoạt động nhằm rèn luyện các kỹ năng ngôn ngữ, phát triển vốn từ vựng, củng cố và nâng cao kiến thức ngữ pháp, tích hợp liên môn (CLIL) giúp học sinh trau dồi kiến thức và kỹ năng giao tiếp, đồng thời cung cấp những kiến thức cơ bản về văn hóa, xã hội nhằm nâng cao tầm hiểu biết và góp phần đào tạo học sinh trở thành những công dân toàn diện.

Một số biểu tượng sử dụng trong các bài học:



Sử dụng kỹ năng giao tiếp (Conversation Skills) trong bài.



Sử dụng trí tưởng tượng của bản thân.



Di chuyển đến trang Tài liệu hoạt động (Activity Files) và sử dụng tệp được yêu cầu.

Chúc các em thành công!

Nhóm Tác giả

# Scope and Sequence

Unit	Function	Grammar	Pronunciation	Listening and Speaking Skills	Reading and Writing Skills
1. HOME	<ul style="list-style-type: none"> <li>Ask about people's homes</li> <li>Talk about family members and housework</li> </ul>	<ul style="list-style-type: none"> <li>Present Simple with <i>Yes/No</i> questions</li> <li>Present Simple with <i>Wh</i>-questions</li> </ul>	<ul style="list-style-type: none"> <li>Intonation for <i>Yes/No</i> questions</li> <li>/ɪ/ sound</li> </ul>	<ul style="list-style-type: none"> <li><b>Listening:</b> (for main idea/details) ...to a boy describing his hometown</li> <li><b>Speaking:</b> (exchanging information) ...about villages, towns, and cities</li> <li><b>Conversation Skill:</b> Getting someone's attention</li> </ul>	<ul style="list-style-type: none"> <li><b>Reading:</b> (for details) ...a paragraph about a city in Vietnam</li> <li><b>Writing:</b> ...a paragraph about your hometown</li> </ul>
2. SCHOOL	<ul style="list-style-type: none"> <li>Talk about school subjects you like or don't like</li> <li>Talk about school activities</li> </ul>	<ul style="list-style-type: none"> <li>"and" and "or" for positive and negative statements</li> <li>Possessive pronouns</li> <li>"like + verb-ing"</li> </ul>	<ul style="list-style-type: none"> <li>Intonation for lists</li> <li>Intonation for positive and negative answers</li> </ul>	<ul style="list-style-type: none"> <li><b>Listening:</b> (for main idea/details) ...to students talking about books</li> <li><b>Speaking:</b> (role-play, giving opinions) ...about different kinds of books</li> <li><b>Conversation Skill:</b> Passing your turn</li> </ul>	<ul style="list-style-type: none"> <li><b>Reading:</b> (for details) ...a review of a Vietnamese book</li> <li><b>Writing:</b> ...a review of your favorite book</li> </ul>
3. FRIENDS	<ul style="list-style-type: none"> <li>Describe someone's personal appearance</li> <li>Invite someone to do an activity</li> </ul>	<ul style="list-style-type: none"> <li>Present Simple and Present Continuous</li> <li>Present Continuous for future use</li> </ul>	<ul style="list-style-type: none"> <li>/b/ sound</li> <li>Sound change for "What are you doing...?"</li> </ul>	<ul style="list-style-type: none"> <li><b>Listening:</b> (for main idea/details) ...to a boy talking about a book</li> <li><b>Speaking:</b> (role-play, a club meeting) ...about character traits</li> <li><b>Conversation Skill:</b> Ending a friendly conversation</li> </ul>	<ul style="list-style-type: none"> <li><b>Reading:</b> (for main idea/gist) ...an article about two sisters from Vietnamese folklore</li> <li><b>Writing:</b> ...an email about your best friend</li> </ul>
4. FESTIVALS AND FREE TIME	<ul style="list-style-type: none"> <li>Talk about how often you do activities in your free time</li> <li>Talk about future events</li> </ul>	<ul style="list-style-type: none"> <li>Adverbs of frequency</li> <li>Present Simple for future use</li> </ul>	<ul style="list-style-type: none"> <li>Stress adverbs for emphasis</li> <li>Sound change for "What time...?"</li> </ul>	<ul style="list-style-type: none"> <li><b>Listening:</b> (for main idea/details) ...to people talking about festivals</li> <li><b>Speaking:</b> (role-play, describing festivals) ...to an overseas friend about Mid-Autumn Festival</li> <li><b>Conversation Skill:</b> Getting time to think</li> </ul>	<ul style="list-style-type: none"> <li><b>Reading:</b> (for details/gist) ...an article about a festival in Vietnam</li> <li><b>Writing:</b> ...text messages about a festival</li> </ul>
5. AROUND TOWN	<ul style="list-style-type: none"> <li>Buy clothes in a clothing store</li> <li>Order food and drinks in a restaurant</li> </ul>	<ul style="list-style-type: none"> <li>Demonstratives and object pronouns</li> <li>Quantifiers</li> <li>Countable and uncountable nouns</li> </ul>	<ul style="list-style-type: none"> <li>Sound change for "Do you have...?"</li> <li>Sound change for "...would you like...?"</li> </ul>	<ul style="list-style-type: none"> <li><b>Listening:</b> (for gist/details) ...to a man talking about international foods</li> <li><b>Speaking:</b> (role-play, describing food) ...about food from around the world</li> <li><b>Conversation Skill:</b> Starting a conversation to offer help</li> </ul>	<ul style="list-style-type: none"> <li><b>Reading:</b> (for main ideas/details) ...an article about Vietnamese food</li> <li><b>Writing:</b> ...a paragraph about two local dishes</li> </ul>

# Scope and Sequence

Unit	Function	Grammar	Pronunciation	Listening and Speaking Skills	Reading and Writing Skills
6. COMMUNITY SERVICES	<ul style="list-style-type: none"> <li>• Talk about public services in your town</li> <li>• Give tips about how to save the environment</li> </ul>	<ul style="list-style-type: none"> <li>• Definite and indefinite articles</li> <li>• Prepositions of place</li> <li>• Positive and negative imperatives</li> </ul>	<ul style="list-style-type: none"> <li>• /st/ sound</li> <li>• /l/ sound</li> </ul>	<ul style="list-style-type: none"> <li>• <b>Listening:</b> (for gist/details) ...to people talking about a charity</li> <li>• <b>Speaking:</b> (role-play, exchanging information) ...about environmental charities</li> <li>• <b>Conversation Skill:</b> Asking for repetition</li> </ul>	<ul style="list-style-type: none"> <li>• <b>Reading:</b> (for main ideas/details) ...an article about a charity in Vietnam</li> <li>• <b>Writing:</b> ...a paragraph about a charity</li> </ul>
7. MOVIES	<ul style="list-style-type: none"> <li>• Make and respond to suggestions about movies</li> <li>• Express opinions and exchange information about movies</li> </ul>	<ul style="list-style-type: none"> <li>• Prepositions of time</li> <li>• Past Simple and adjectives</li> </ul>	<ul style="list-style-type: none"> <li>• Sound change for "...at..."</li> <li>• Stress the first syllable for most two-syllable adjectives</li> </ul>	<ul style="list-style-type: none"> <li>• <b>Listening:</b> (for gist/details) ...to students talking about a movie</li> <li>• <b>Speaking:</b> (exchanging information) ...about famous people from movies</li> <li>• <b>Conversation Skill:</b> Starting a friendly conversation</li> </ul>	<ul style="list-style-type: none"> <li>• <b>Reading:</b> (getting meaning from context) ...a movie review about a famous person from history in a movie</li> <li>• <b>Writing:</b> ...a paragraph about a historical movie</li> </ul>
8. THE WORLD AROUND US	<ul style="list-style-type: none"> <li>• Discuss plans for a trip</li> <li>• Talk about things you need for a trip</li> </ul>	<ul style="list-style-type: none"> <li>• Modals "should" and "can"</li> <li>• Compound sentences with "so"</li> </ul>	<ul style="list-style-type: none"> <li>• Stress the first syllable for most gerunds</li> <li>• /oo/ sound</li> </ul>	<ul style="list-style-type: none"> <li>• <b>Listening:</b> (for gist/details) ...to a talk about places to visit</li> <li>• <b>Speaking:</b> (giving advice) ...about visiting natural wonders</li> <li>• <b>Conversation Skill:</b> Asking for confirmation</li> </ul>	<ul style="list-style-type: none"> <li>• <b>Reading:</b> (for details) ...an email suggesting natural wonders of Vietnam to visit</li> <li>• <b>Writing:</b> ...a postcard about a place in your country</li> </ul>
9. HOUSES IN THE FUTURE	<ul style="list-style-type: none"> <li>• Compare homes now and in the future</li> <li>• Describe similarities and differences between homes now and in the future</li> </ul>	<ul style="list-style-type: none"> <li>• Future Simple</li> <li>• Indefinite quantifiers</li> <li>• "might" for future possibilities</li> </ul>	<ul style="list-style-type: none"> <li>• /z/ sound</li> <li>• /t/ sound</li> </ul>	<ul style="list-style-type: none"> <li>• <b>Listening:</b> (for details) ...to a talk about life on a space station</li> <li>• <b>Speaking:</b> (role-play, astronaut interview) ...about life on the Moon</li> <li>• <b>Conversation Skill:</b> Showing you don't understand</li> </ul>	<ul style="list-style-type: none"> <li>• <b>Reading:</b> (for gist/details) ...an article about life on a space station</li> <li>• <b>Writing:</b> ...a paragraph about life on the Moon</li> </ul>
10. CITIES AROUND THE WORLD	<ul style="list-style-type: none"> <li>• Identify landmarks in cities around the world</li> <li>• Compare features of cities around the world</li> </ul>	<ul style="list-style-type: none"> <li>• First Conditional sentences</li> <li>• Comparative and superlative adjectives</li> </ul>	<ul style="list-style-type: none"> <li>• /ð/ sound</li> <li>• Do not change the stressed positions when adding "-er"</li> </ul>	<ul style="list-style-type: none"> <li>• <b>Listening:</b> (for main ideas/details) ...to students talking about cities</li> <li>• <b>Speaking:</b> (discussion, comparing cities using facts) ...about comparing cities</li> <li>• <b>Conversation Skill:</b> Showing interest</li> </ul>	<ul style="list-style-type: none"> <li>• <b>Reading:</b> (for main ideas/details) ...an article about the Vietnamese capital</li> <li>• <b>Writing:</b> ...a paragraph about a city</li> </ul>

# Unit 1

# Home

## LESSON 1

### Can you...?

- ask about people's homes
- use the Present Simple with Yes/No questions

**Conversation Skill:** Getting someone's attention




### A New Words


a. Number the pictures. Listen and repeat. 

1. pool    2. balcony    3. garage    4. yard    5. gym    6. apartment



b. Talk about your home using the new words and three other words you know. 

My house has a yard. 

There's a gym in my apartment. 

### Listening

a. Listen to a girl asking a boy questions about his home. Are they friends?  Yes/No




b. Now, listen and fill in the blanks. 

1. The boy lives in \_\_\_\_\_.
2. It has two \_\_\_\_\_.
3. It has a small \_\_\_\_\_.
4. It doesn't have \_\_\_\_\_.

### Conversation Skill

**Getting someone's attention**  
To get someone's attention, say:  
*Excuse me.*

**Listen and repeat.** 



### Present Simple

We use the **Present Simple** to talk about things that are facts or are true for a long time.

I/You/We/They **live** in **an apartment**.

He/She/It **lives** in **a house**.

I **don't live** in **a house**.

She **doesn't live** in **an apartment**.

Do you **live** in **a house**? (Yes, I **do**./No, I **don't**.)

Does she **live** in **a house**? (Yes, she **does**./No, she **doesn't**.)

### b. Fill in the blanks with the correct form of the verbs.

1. My brother _____ (live) in the USA.	
2. We _____ (have) a dog.	
3. Does he _____ (live) in Hanoi?	- No, he doesn't. He _____ (live) in Huế.
4. My house _____ (not have) a yard.	
5. Do you live in a house?	- No, I don't. I _____ (live) in an apartment.
6. Do they _____ (have) a car?	- Yes, they do.

### c. Look at the table and write Alex's answers.

	Alex
house	✗
apartment	✓
gym	✓
pool	✗
yard	✗
balcony	✓

**Jenny:** Excuse me, Alex. Do you live in a house?

**Alex:** (1) No, I don't. I live in an apartment.

**Jenny:** Does your apartment have a gym?

**Alex:** (2) Yes, it does.

**Jenny:** Does your apartment have a pool?

**Alex:** (3) No, it doesn't.

**Jenny:** Does your apartment have a yard?

**Alex:** (4) No, it doesn't.

**Jenny:** Does your apartment have a balcony?

**Alex:** (5) Yes, it does.

### d. Now, practice the conversation with your partner.

**Pronunciation**

**Intonation**

a. Intonation for Yes/No questions goes up.

*Do you live in an apartment?*

b. Listen to the sentences and notice how the intonation goes up.

*Do you live in an apartment?  
Does your house have a yard?*

c. Listen and cross out the one with the wrong intonation.

*Do you live in a house?  
Does your house have a pool?*


d. Read the questions with the correct intonation to a partner.

**Practice**

a. Point, ask, and answer.

Do you live in an apartment?

Yes, I do.



b. Practice with your own ideas.

**Speaking**

**Do You Live in a House?**

*Start by getting your partners' attention.*

a. Add two more words in the table, then complete the survey about your home. After that, ask three friends about theirs.

	name: _____	name: _____	name: _____	name: _____
house/apartment				
pool				
yard				
_____				
_____				

b. Report to the class about your group.

In our group, two people live in houses. Two people live in apartments. Three people have balconies.

**Can you...?**

- talk about family members and housework
- use the Present Simple with *Wh*-questions



**New Words**

a. Fill in the blanks. Listen and repeat.



laundry

dinner

bed

shopping

dishes

kitchen



do the \_\_\_\_\_ laundry \_\_\_\_\_



clean the \_\_\_\_\_




make \_\_\_\_\_



make the \_\_\_\_\_



do the \_\_\_\_\_



do the \_\_\_\_\_

b. Say what housework you do at home.



**Reading**

Read Ken's blog post about his family and circle the correct answers.

← → ↻ 🔒
★ ⋮ ● ● ●

🏠 Home
About [Next blog →](#)

**ABOUT ME**  
Hi! I'm Ken. I'm 11. I like soccer, video games, and blogging.

## Ken's corner

### Housework in My Family

September 5

Today I want to talk about housework in my family. I think I do the most housework in my family. I clean the kitchen every day. I do the dishes, too. My mom does the shopping. She's a teacher in a school. My sister is a college student. She doesn't do anything! She doesn't make her bed or clean her room. My dad cleans her room after work. He's a chef in a restaurant so he makes dinner. He does the laundry and cleans the bathroom, too. Hmm. Now, I really think about it, my dad does the most housework.

A blog about stuff

- |   |                             |
|---|-----------------------------|
| 1. What does Ken write about?                   | – Ken's school/Ken's family |
| 2. Who does the shopping?                       | – Ken's sister/Ken's mom    |
| 3. Who makes dinner?                            | – Ken's mom/Ken's dad       |
| 4. Who does the laundry?                        | – Ken's dad/Ken's mom       |
| 5. Who does the most housework in Ken's family? | – Ken/Ken's dad             |



### Present Simple

We use the **Present Simple** and **Wh-questions** to ask about things that are facts.

### Possessive 's

You can add 's onto a noun or proper noun to show possession.  
e.g. *Ken's mother*

What housework **do you** do?  
What housework **does your sister** do?  
Who **does** the **shopping**?

I/You/We/They **do** the **dishes**.  
He/She/It/Ken's father **cleans** the **kitchen**.

\*We can also use short answers.  
e.g. "Who cleans the kitchen?"  
*My mother./My mother does."*

### b. Fill in the blanks using the Present Simple of the verbs in the box.

do      clean      make

Hey, Gina!  
Let me tell you what housework we (1) do in my home. I (2) \_\_\_\_\_ the dishes.  
My sister Lucy (3) \_\_\_\_\_ the kitchen. We (4) \_\_\_\_\_ the beds, too.  
My mom (5) \_\_\_\_\_ the shopping. My dad (6) \_\_\_\_\_ dinner.  
What about your family? What housework do you do?  
Bye!  
Sasha

### c. Write sentences using the prompts.

- Who does the dishes? – Joe's mom (does). ((Joe) mom)
- \_\_\_\_\_? – My sister cleans the kitchen. (what/housework/sister/do)
- Who makes breakfast? – \_\_\_\_\_ (my dad)
- \_\_\_\_\_? – I do. (who/do/shopping)
- Who does the laundry? – \_\_\_\_\_ ((Mary) brother)
- \_\_\_\_\_? – They clean the living room. (what/housework/they/do)

### d. Now, write what housework you do on the line. Ask your partner.

I \_\_\_\_\_.

What housework do you do?



### Pronunciation



a. Focus on the /ɪ/ sound.

b. Listen to the words and focus on the underlined letters.   
 kitchen, dinner

c. Listen and cross out the one with the different sound.

dishes      live      idea

d. Read the words with the correct sound to a partner.



### Practice

Point, ask, and answer.

Who makes breakfast?

My father (does).



breakfast



laundry



living room



lunch

### FAMILY MEMBERS

- grandmother
- grandfather
- mother
- father
- brother
- sister



dishes



shopping



kitchen



dinner



### Speaking

## What Housework Do Your Family Members Do?

a. You're doing a survey about housework in *Teen World Magazine*. Work in groups. Fill in the information for yourself, then ask two friends.

What housework does your...?

My...

### TEEN WORLD



Do you do anything else?

My family					
_____ 's family					
_____ 's family					

b. Discuss who does the most housework in your families.

(Mai's father) does the most housework in (her) family.



**LESSON 3**

**Can you...?**

- ask about villages, towns, and cities
- read a paragraph about a city in Vietnam
- write a paragraph about your hometown



**A New Words** a. Write the words in the boxes on the map. Listen and repeat. **CD1 12**

south west north east -center-

**b. Now, read the descriptions and write the underlined words under each picture. Listen and repeat. CD1 13**

1. A city has many big buildings, schools, and hospitals.
2. A village is in the countryside and usually has a few houses.
3. A town has houses, parks, schools, and stores.

**B Listening** a. Listen to a boy talking about his hometown. Does he like living there? **CD1 14** Yes/No



**b. Now, listen and circle "True" or "False." CD1 14**

- |  |            |
|--|------------|
| 1. Luca lives in a village on Burano Island. | True/False |
| 2. His hometown is in the south of Italy.    | True/False |
| 3. It is a big village.                      | True/False |
| 4. There are many painted houses.            | True/False |

**C Useful Language** Listen then practice. **CD1 15**

Where's **Vancouver**?  
Is it a town?  
What's it famous for?

It's in the **west** of Canada.  
No. It's a **big city**.  
It's famous for **its big buildings and beautiful parks**.



## Reading Read the paragraph and answer the questions.

Cần Thơ is a city in the south of Vietnam. It is in the Mekong Delta, on the Hậu River. Many people live in Cần Thơ. It is a big city. Lots of people visit it to see its floating markets and beautiful rivers. The weather is hot. It is very good for growing food. Farmers grow rice, vegetables, and different fruits. It is an important center for business and transportation.



### Cần Thơ

**Country:** Vietnam  
**Region:** Mekong Delta  
**Population:** >1,200,000 (2018)  
**Average temperature:** 28°C

1. Where is Cần Thơ?

It is in the south of Vietnam.

2. What is it famous for?

3. What's the weather like?

4. What do the farmers grow?



## Speaking What Do You Know about These Places?

a. You're planning a geography presentation. Work in pairs. Student A, answer Student B's questions about Colmar. Swap roles and repeat with Clovelly.



- east of France
- big town
- famous for beautiful houses and museums
- warm



- south of England
- small village
- famous for old houses and fishing
- cold

b. Ask and answer about other places that you know.



## Writing

a. With your partner, ask and answer about where you live. Then fill in the notes.

My hometown	
What/name/hometown?	My hometown is...
Where/hometown?	It is in...
Is/town/city?	It is a...
What/famous/for?	It is famous for...
What/weather/like?	The weather is...
What/like/about it?	I like...

b. Use your notes to write a paragraph about your hometown. Use the Reading to help you. Write 40 to 50 words.

**Can you...?**

- talk about school subjects you like or don't like
- use "and" and "or" for positive and negative statements
- use Possessive Pronouns

**Conversation Skill:** Passing your turn



**A New Words** a. Number the pictures. Listen and repeat.

- |                                     |               |
|-------------------------------------|---------------|
| 1. history                          | 5. geography  |
| 2. P.E.<br>(physical education)     | 6. literature |
| 3. I.T.<br>(information technology) | 7. physics    |
| 4. music                            | 8. biology    |



b. Note three more subjects you know. Discuss if you like them. Ask and answer.

Do you like math? Yes, I do.

**Listening** a. Listen to Adrian and Sarah talking about school subjects. Who likes more school subjects?



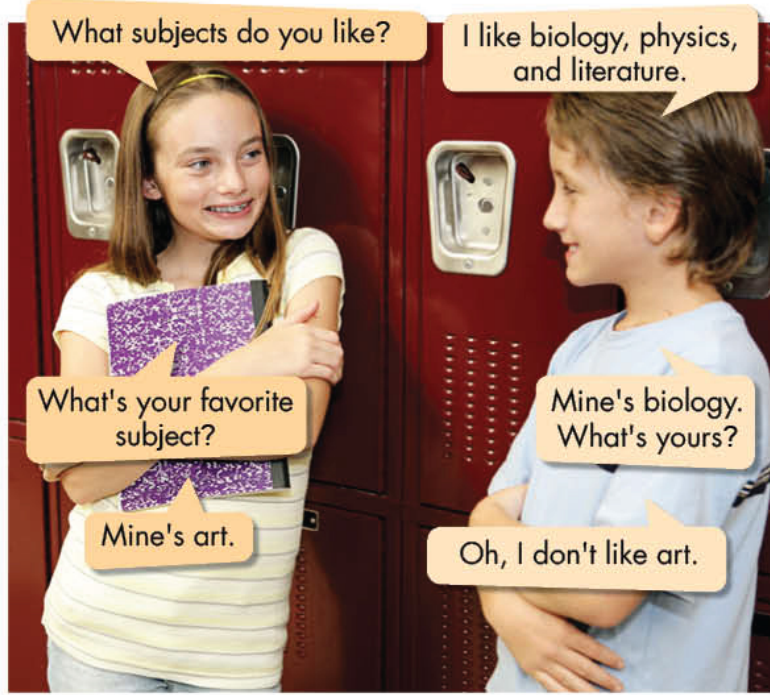
b. Now, listen and fill in the blanks.

1. Adrian likes \_\_\_\_\_.
2. Sarah likes history, physics, and \_\_\_\_\_.
3. Sarah doesn't like \_\_\_\_\_.
4. Adrian's favorite subject is \_\_\_\_\_.

**Conversation Skill**

**Passing your turn**  
To pass your turn to someone after finishing speaking, say:  
*How about you?*  
*What do you think?*

**Listen and repeat.**



**Using "and"/"or" for listing**

We use **and** to join two or more nouns in a positive sentence. We use **or** to join two or more nouns in a negative sentence.

I like **math and biology**.

I like **math, biology, and music**.

I don't like **math or biology**.

I don't like **math, biology, or music**.

**Possessive pronouns: "mine" and "yours"**

We use **mine** or **yours** so we don't say the same words (e.g. ...your favorite subject) again.


My favorite subject's **physics**. What's **yours**?


**Mine's English**.






**b. Circle the correct words.**

1. My favorite sport is tennis. What's *mine*/*yours*? - I like soccer.
2. I found a bag. Is it *mine*/*yours*? - No, it isn't. My bag is here.
3. This book isn't my book. *Mine*/*Yours* is blue. Is it yours? - Yes, it is.
4. I saw a red hat on the table. Isn't *yours*/*mine* red? - No, mine is blue.
5. What's your favorite ice cream? *Mine*/*Yours* is chocolate. - I like chocolate, too.
6. Do you have a ruler? *Mine*/*Yours* is at home. - Sure, here you are.

**c. Write sentences using the prompts.**

 = I like

 = I don't like

- |   |  |
|---|--|
| 1. history/I.T./physics    | I like history, I.T., and physics. _____ |
| 2. art/music               | _____                                    |
| 3. literature/biology      | _____                                    |
| 4. P.E./geography/physics  | _____                                    |
| 5. music/literature/art    | _____                                    |

**d. Now, with your partner, say what subjects you like and don't like.**

I like math and history. I don't like physics, art, or I.T.

**Pronunciation**

**Intonation**

**a. Intonation for lists goes up, up, then down.**  
*I like history, math, and geography.*

**b. Listen to the sentences and focus on how the intonation goes up then down.**

**c. Listen and cross out the one with the wrong intonation.**  
*I like math, science, and history.*  
*I like art, music, and physics.*

*I like history, math, and geography.*  
*I like biology, physics, and literature.*

**d. Read the sentences with the correct intonation to a partner.**


**Practice**

**a. Circle 😊 or ☹️. Ask and answer. Swap roles and repeat.**

😊 = like  
 ☹️ = don't like

What subjects do you like?

I like art, physics, and math.



**b. Practice with your own ideas.**

When you finish speaking, pass your turn.

**Speaking**

**What's Cool in Your School?**

**a. You're doing a survey about school subjects. Fill in the survey for yourself. Ask three friends about school subjects and draw faces in the table.**

😊 I like it.

😐 It's OK.

☹️ I don't like it.

	MATH	I.T.	BIOLOGY	PE	PHYSICS	HISTORY	GEOGRAPHY	FAVORITE
ME								
_____								
_____								
_____								

**b. Which three subjects are the most popular in your group?**

In our group, our three favorite subjects are...

- Can you...?
- talk about school activities
  - use "like + verb-ing"



**A** **New Words** a. Circle the correct definitions for the underlined words. Listen and repeat. **CD 22**

- I don't like playing outside when it's cold and raining. I like doing indoor activities like playing video games.
  - things people do in a building
  - things people do on a computer
- We watch people act in movies, theater plays, and TV shows.
  - make money
  - perform a role or part for an audience
- To be in the school play, *Romeo and Juliet*, you need to join the drama club.
  - This group performs plays in front of other people.
  - This group likes painting and drawing.
- To join a club, sign up on the noticeboard. Add your class and phone number, too.
  - read a sign
  - add your name to a list
- In the summer, I love doing outdoor activities like football and cycling.
  - team sports
  - things you do outside
- I enjoy doing arts and crafts. I make presents for my family, like T-shirts and necklaces.
  - beautiful and/or useful objects made at home
  - visiting museums and art shows

**b. Draw the table. Add any activities you can think of to the correct columns.**

<i>indoor activities</i>	<i>outdoor activities</i>
arts and crafts	

**B** **Reading** Read the school newsletter and answer the questions.



October 2020  
Volume 7, Issue 1

## Danliver High School

Danliver High School Library Newsletter

[danliverhighschoollibrary.blogspot.com](http://danliverhighschoollibrary.blogspot.com)



Home of  
the Wolves

### School Clubs

We have lots of fun clubs at our school. If you like outdoor activities, the Soccer Club meets at 4 p.m. every Tuesday, with the Tennis Club at the same time on Thursdays. For indoor activities, the Board Games Club starts next week. It is popular so please sign up on the noticeboard. The Book Club welcomes anyone who likes reading. You don't need to sign up but please bring your own copy of *The Secret Garden* with you to the Library at 4 p.m. on Wednesday. Our Arts and Crafts Club is for people who like making things. The cost is \$20 per term for materials.

- Which club is on Tuesdays? \_\_\_\_\_
- Which club wants you to sign up on the noticeboard? \_\_\_\_\_
- Which club wants you to take something with you? \_\_\_\_\_
- Which club needs money? \_\_\_\_\_






### Pronunciation

#### Intonation

- a. Intonation for positive answers goes up.  
Intonation for negative answers goes down.

Yes, I do.

No, I don't.

- b. Listen and focus on how the intonation goes up or down. 
- Do you like playing basketball?  
Yes, I do.  
No, I don't.

- c. Listen and cross out the one with the wrong intonation. 

Do you like reading?

Yes, I do.

No, I don't.

- d. Read the sentences with the correct intonation to a partner.



### Practice

- a. Practice the conversation. Swap roles and repeat.

Emma: Which club do you want to sign up for?

Toby: Hmm. I don't know.

Emma: There's a book club. Do you like reading?

Toby: No, I don't.


Emma: How about an I.T. club?

Toby: Yes, I really like using computers.

Emma: Why don't you sign up for it?

Toby: Yes, good idea.



- b. Practice with your own ideas. 



### Speaking

#### Let's Join a Club!

- a. You want to sign up for some clubs for next year. Find out what activities your partner likes doing and then decide on one club to join together. 



- b. Join another pair. Which club do most people want to join?

Our group wants to join...

**Can you...?**

- talk about different kinds of books
- read a book review about a Vietnamese book
- write a book review



**New Words**

**Peter Pan**

Peter Pan lives on a magic island called Neverland. He meets Wendy and teaches her to fly. This **fantasy** novel is fun for children of all ages.

**Author:** J.M. Barrie

**The Secret of the Old Clock**

Nancy Drew is good at finding out secrets. She loves helping people with problems. This **novel** is an interesting **mystery** story.

**Author:** Carolyn Keene

**My Side of the Mountain**

Sam Gibley runs away from New York City to live on a mountain with his pet bird. Children will love this **adventure** story.

**Author:** Jean Craighead George

**a. Read the text and match the underlined words with the definitions. Listen and repeat.**

- In this kind of story, animals can talk and people can use magic. fantasy \_\_\_\_\_
- In this kind of story, lots of exciting things happen like going to a new place. \_\_\_\_\_
- a book about people or events \_\_\_\_\_
- the writer of a book or comic \_\_\_\_\_
- In this kind of story, strange things happen and secrets are found out. \_\_\_\_\_

**b. Which story would you like to read? Talk to your partner.**

Which story would you like to read?

I'd like to read *Peter Pan*. I like fantasy.

**Listening**

**a. Listen to some students talking about books. Circle their favorite kind of book.**

- Grace                      adventure / mystery
- Jamie                      fantasy / adventure



**b. Now, listen and fill in the blanks.**

- Neil Gaiman is the \_\_\_\_\_ of *Coraline*.
- Grace thinks the story is \_\_\_\_\_ and a bit scary.
- Jamie thinks the novel is very \_\_\_\_\_.
- Jamie doesn't know the name of the \_\_\_\_\_.

**Useful Language** Listen then practice.

What's your favorite book? I like *Harry Potter and the Sorcerer's Stone*.  
 What kind of book is it? It's a **fantasy** novel.  
 Who's the author? It's by **J.K. Rowling**.  
 Why do you like it? I think it's **very exciting**.

**Reading****Read the book review and circle "True" or "False."****My Favorite Novel***Thành Nguyễn, November 18*

My favorite book is *Yellow Flowers on the Green Grass* (*Tôi Thấy Hoa Vàng Trên Cỏ Xanh*). It's an interesting novel. The author of the book is Nguyễn Nhật Ánh. The book is about Thiều and the people around him. I like the book because it shows us many beautiful things in Thiều's village. It is a peaceful village with green grass, trees, wind, and yellow flowers. Some parts of the story are very sad. I cried a lot when I thought Thiều's brother, Tường, cannot walk again. I really like this book. I think you should read it.

1. *Yellow Flowers on the Green Grass* is by Nguyễn Nhật Ánh.
2. The writer thinks the book is boring.
3. The story is about three girls as they grow up.
4. In the story, Tường lives in a big city.
5. Some parts of the story are sad.
6. The writer likes this story.

- True/False  
 True/False  
 True/False  
 True/False  
 True/False  
 True/False

**Speaking****BOOK LOVER**

a. With your partner, role-play the conversation in the box, then swap roles and do the same with the other books.

- A: What's your favorite book?  
 B: I like *The Case of the Left-Handed Lady*.  
 A: What kind of book is it?  
 B: It's a mystery novel.  
 A: Who's the author?  
 B: It's by Nancy Springer.  
 A: Why do you like it?  
 B: I think it's funny.



***Harry Potter and the Sorcerer's Stone***  
**Type:** Fantasy  
**Author:** J.K. Rowling  
*interesting*



***Treasure Island***  
**Type:** Adventure  
**Author:** Robert Louis Stevenson  
*exciting*

b. Now, try with books that you know.

**Writing****a. Read the Writing Tip and answer the questions.**

1. What's your favorite book?  
\_\_\_\_\_
2. What kind of book is it?  
\_\_\_\_\_
3. Who's the author of the book?  
\_\_\_\_\_
4. Why do you like the book?  
\_\_\_\_\_
5. Do you think your friends should read it?  
\_\_\_\_\_

**Writing Tip: Punctuation**

We use capital letters:

- at the beginning of all sentences
- for names of people, places, and books, etc.
- for the subject pronoun "I"
- for days and months

b. Use your answers in Task a. to write a book review. Use the Reading to help you. Write 40 to 50 words.

# Unit 3 Friends

**LESSON 1**

**Can you...?**

- describe someone's personal appearance
- use the Present Simple and the Present Continuous

**Conversation Skill:** Ending a friendly conversation



**A New Words**

a. Write the words in the table. Listen and repeat.

- |          |         |               |               |        |
|----------|---------|---------------|---------------|--------|
| 1. tall  | 2. blue | 3. glasses    | 4. slim       | 5. red |
| 6. blond | 7. long | 8. brown (x2) | 9. short (x2) |        |


body	hair	eyes
tall	red	blue
_____	_____	_____
_____	_____	_____
_____	_____	_____

b. Describe yourself using the new words.

I have long hair.

**Listening**

a. Listen to a girl trying to find her friend at summer camp. Tick (✓) the person she is looking for.



b. Now, listen and circle "True" or "False."

- |   |            |
|---|------------|
| 1. Mary is tall and has long blond hair.              | True/False |
| 2. Mary is wearing a striped T-shirt and blue shorts. | True/False |
| 3. Jane has brown hair.                               | True/False |
| 4. Jane isn't wearing glasses.                        | True/False |

**Conversation Skill**

**Ending a friendly conversation**

To end a friendly conversation, say:

*See you soon.*

*Talk to you later.*

**Listen and repeat.**



### Present Continuous

We use the **Present Continuous** to talk about ongoing actions. We use the verb **be + verb-ing**.

I **am wearing** a **green dress**.

You/We/They **are wearing** **blue shoes**.

He/She/It **is wearing** a **yellow shirt**.

What **is** she **wearing**?

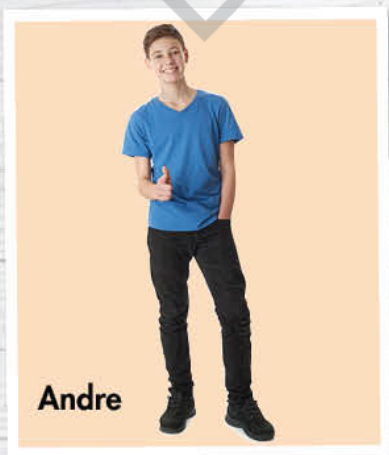
What **are** you **wearing**?

Is she **wearing** **glasses**? (Yes, she is./No, she isn't.)

### b. Circle the correct words.

1. Are/Am you wearing brown pants?
2. He are/is wearing green shorts.
3. They are/is wearing blue T-shirts.
4. I am/are wears/wearing sneakers.
5. You am/are wearing glasses.
6. Are/Is they wearing black caps?

### c. Look at the photo and write Simon's answers.



**Simon:** Do you know my friend, Andre?

**Marie:** Is he wearing glasses?

**Simon:** (1) No, he isn't.

**Marie:** Is he wearing a cap?

**Simon:** (2) \_\_\_\_\_

**Marie:** What else is he wearing?

**Simon:** He's (3) \_\_\_\_\_

and (4) \_\_\_\_\_

### d. Now, practice the conversation with your partner.

**Pronunciation**



a. Focus on the /bl/ sound.

b. Listen to the words and focus on the underlined letters.

c. Listen and repeat.

black      blond      blue



d. Read the words with the correct sound to a partner.

**Practice** Ask and answer.

Student A: I'm looking for my friend.

Student B, ask these questions:

Is your friend a boy or a girl?  
 What does he/she look like?  
 What is he/she wearing?  
 Is he/she wearing glasses?  
 Is it (Jack)?



**Speaking** What Do They Look Like?

End the conversation in a friendly way.

a. You're looking for your friends at a party. Work in pairs. Student A, P. 120 File 1. Student B, P. 123 File 8.



b. Take turns describing friends in your class for your partner to guess.

Can you...?

- invite someone to do an activity
- use the Present Continuous for future use



**A** New Words a. Fill in the table. Listen and repeat. 

~~shopping~~ a movie (x2) ~~a party~~ swimming TV ~~badminton~~ (a) pizza (x2)  
to the beach a barbecue video games to the mall a cake (x2)

go	play	have	watch	make
shopping, _____	badminton, _____	a party, _____	a movie, _____	a pizza, _____
_____	_____	_____	_____	_____
_____	_____	_____	_____	_____
_____	_____	_____	_____	_____

b. Add more words to the table. 

**B** Reading

Read the messages and fill in the blanks with the words from New Words.



**Lisa**  
Last seen 1 minute ago

Hey, Lisa, what are you doing on Friday?

I'm free, why?

I'm (1) \_\_\_\_\_ a barbecue at my house. Do you want to come?

Sure. What time?

Come to my house at 6:00.

I'm (2) \_\_\_\_\_ swimming with my sister then. Can I come at 6:30?

Yeah, no problem. What are you doing this Saturday?

I'm (3) \_\_\_\_\_ shopping with my mom in the morning.

I'm (4) \_\_\_\_\_ badminton at the sports center in the afternoon.

Do you want to come?

Sure. It sounds fun.

OK. I'll see you this Friday. Bye!

Bye, thanks for inviting me.

**a. Listen and repeat.**



**Present Continuous**  
 We can use the **Present Continuous** tense for fixed future plans. We usually use future time expressions such as *this weekend, on Saturday, tomorrow, tonight, etc.*

- I'm watching a **movie tonight**.
- He's making a **cake tomorrow**.
- They're **playing soccer on the weekend**.
- I'm **not watching a movie tonight**.
- She **isn't making a cake tomorrow**.
- We **aren't playing soccer on the weekend**.
- What **are you doing tomorrow night**?
- Is he **making a cake tomorrow**?
- Are you **playing soccer on the weekend**?

**b. Fill in the blanks using the Present Continuous.**

1. My brother _____ is going _____ (go) shopping on Friday.
2. What _____ you _____ (do) tomorrow?
3. I _____ (make) a pizza tomorrow.
4. _____ they _____ (have) a picnic in the park this weekend?
5. She _____ (go) to the mall with Mark on Saturday.
6. We _____ (play) basketball this evening.
7. _____ he _____ (watch) a movie at home tonight?

**c. Write full sentences using the given words and the Present Continuous.**


1. He/not/have a picnic/this Saturday.  
 He isn't having a picnic this Saturday.
2. I/have a barbecue/today.  
 \_\_\_\_\_
3. Emma and Jane/not/watch a movie/on Sunday.  
 \_\_\_\_\_
4. We/make a pizza/this weekend.  
 \_\_\_\_\_
5. David/play badminton/this evening?  
 \_\_\_\_\_
6. Maria/watch TV/with her sister/tonight?  
 \_\_\_\_\_


**d. Now, write true sentences about yourself and then ask your partner.**

1. I \_\_\_\_\_ tonight.
  2. I \_\_\_\_\_ this weekend.
- What are you doing?

**Pronunciation**

**Sound Changes**

- a. "What are you doing...?" often sounds like /wɒdəjədu:ɪŋ/.
- c. Listen and cross out the one with the wrong sound changes. 
  - What are you doing tonight?
  - What are you doing on the weekend?
- d. Read the sentences with the correct sound changes to a partner.

- b. Listen. Notice the sound changes of the underlined words. 
  - What are you doing tomorrow?
  - What are you doing on Monday?

**Practice**

a. Practice the conversation. Swap roles and repeat.

**Matt:** What are you doing on Saturday?  
**Lisa:** I'm having a barbecue. Do you want to come?  
**Matt:** Sorry, I can't. I'm watching a movie with Jack.  
**Lisa:** What about Tuesday?  
**Matt:** I'm free. Why?  
**Lisa:** I'm having a party. Do you want to come?  
**Matt:** Sure!  
**Lisa:** Great! Talk to you later.



b. Practice with your own ideas. 

 End the conversation in a friendly way.

**Speaking**

**School's Out for Summer!**

a. You want to invite your friend out. Student A, stay on this page. Student B,   File 12. Student A, choose an activity from your calendar and ask your partner to join you. Swap roles and repeat.

What are you doing on Monday? I'm going swimming with Jack. What about Wednesday? I'm free. Why?

JUNE		MON	TUE	WED	THU	FRI	SAT	SUN						
Week 1	1	swim with Jack	2	the beach	3	free	4	my birthday party at home	5	free	6	badminton with Lisa	7	movie
	8	barbecue with Mary	9	free	10	free	11	free	12	free	13	free	14	

b. Complete your calendar for Week 2 with activities. Continue the conversation. Talk about what you and your partner are doing together.

We're going to...on...

# Unit 3 LITERATURE Friends

## LESSON 3

### Can you...?

- describe someone's character
- read an article about two sisters from Vietnamese folklore
- write an email about your best friend



### New Words

a. Alice wrote an essay about her best friend for homework. Does she like everything about Simon?

My best friend is Simon. He is very helpful. When I can't do my math homework, he helps me. He doesn't like selfish people. That's why he always shares his candy with his friends. I think he is very kind. He always thinks about other people. Simon always makes me laugh. He is so funny! Lots of students in our class like him. He is very friendly, too. He has a lot of friends. One bad thing about Simon is he can be lazy. He doesn't like doing housework or schoolwork. That's OK because he is my best friend!

b. Match the underlined words with their descriptions. Listen and repeat. 

- |  |                      |
|--|----------------------|
| 1. This kind of person doesn't like working.                           | _____ lazy (B) _____ |
| 2. This kind of person likes helping others.                           | _____                |
| 3. This kind of person makes others laugh.                             | _____                |
| 4. This kind of person is nice to others.                              | _____                |
| 5. This kind of person doesn't like sharing or giving to other people. | _____                |
| 6. This kind of person thinks about other people.                      | _____                |

c. Do the words have a good (G) or bad (B) meaning? Write the correct letter on the line.

### Listening

a. Listen to Harry talking about a book. Does he like the book?  Yes/No



b. Now, listen and draw lines. 

Character	Adjective
1. Grandpa •	• lazy
2. Verucca •	• funny
3. Mike •	• selfish
4. Charlie •	• friendly and kind

### Useful Language

Listen then practice. 


What's he like? He's **very kind** but a **little lazy**.  
 What's she like? She's **friendly** and **funny**.

**Reading****a. Read the article and circle the best headline.**

1. Good Sister, Bad Sister      2. Two Mean Sisters      3. How I Met the King

*Tâm Trần, June 21*

One of my favorite stories is from Vietnam. It's about two sisters, Tấm and Cám. The two sisters are very different. Tấm works hard every day helping to cook and clean the house. She always thinks about other people and tries to help her family. Cám is very different to Tấm. She never does any chores and she doesn't share anything. Cám does lots of bad things to Tấm. It's not a nice story, but in the end, Tấm's life is very good. I like this story because after such a hard life she is happy.

**b. Read and find things that show Tấm and Cám's personalities.****Write an example next to each adjective.****Tấm**

1. helpful helping to cook and clean the house  
2. kind \_\_\_\_\_

**Cám**

3. lazy \_\_\_\_\_  
4. selfish \_\_\_\_\_

**Speaking****Describing Characters**

You're in a book club meeting. Work in pairs. Take turns talking about the characters from the *Harry Potter* books.

Tom: I like **Harry Potter**.Lisa: What's **he** like?Tom: **He's very friendly**.

Lisa: What does he look like?

Tom: **He's tall and has glasses**.Lisa: What does **he** do?Tom: **He helps his friends**.

Hermione	Ron	Hagrid
helpful	funny	kind
short/long hair	short/red hair	big/long hair
reads a lot	plays a lot	helps Harry

**Writing****Write an email about your best friend. Write 40 to 50 words.****Write:**

- What his/her name is
- How old he/she is
- What he/she is like
- What he/she looks like
- What he/she does

New message — ↶ ✕

To: peterf@frendzmail.com

Subject: RE: My best friend

Dear Peter,

Thanks for your email. Your best friend seems really nice. Let me tell you about my best friend.

\_\_\_\_\_

\_\_\_\_\_

\_\_\_\_\_

\_\_\_\_\_

Write back soon,

\_\_\_\_\_

**SEND**    🗨️ 📷 📎 🌐 ⭐ 🗑️

# Unit 4 Festivals and Free Time

## LESSON 1

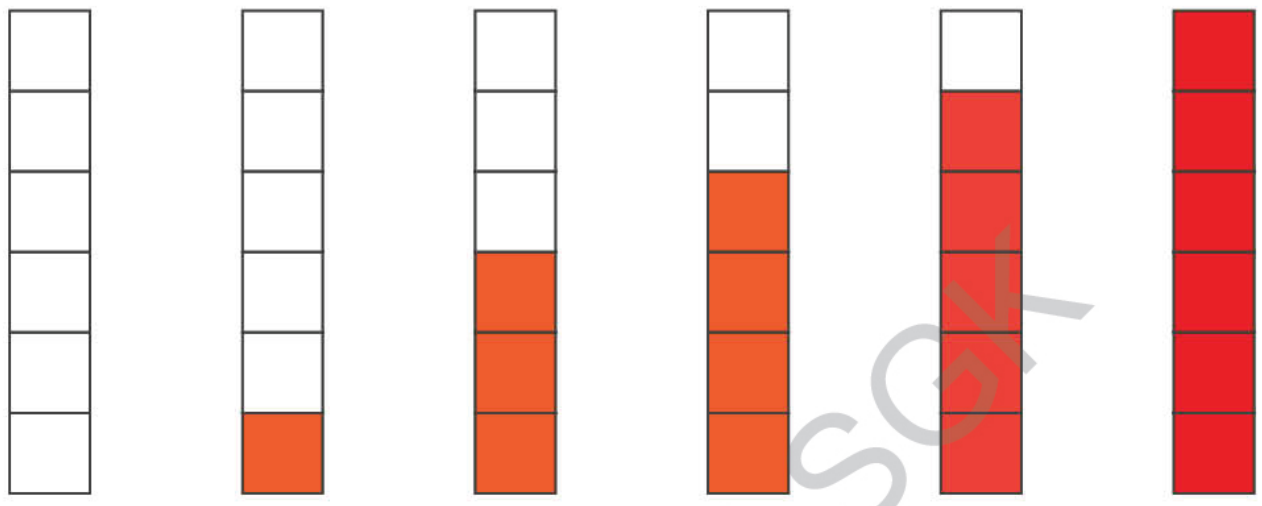
### Can you...?

- talk about how often you do activities in your free time
- use adverbs of frequency



### New Words a. Fill in the blanks. Listen and repeat.

often    never    sometimes    always    rarely    usually



1. never    2. \_\_\_\_\_    3. \_\_\_\_\_    4. \_\_\_\_\_    5. \_\_\_\_\_    6. \_\_\_\_\_  
 watch movies    \_\_\_\_\_    \_\_\_\_\_    \_\_\_\_\_    \_\_\_\_\_    \_\_\_\_\_

### b. Write an activity under each adverb. Take turns using them in a sentence.

I never watch movies.

### Listening a. Listen to Lisa and Max talking about free time activities. Does Max like reading? Yes/No



### b. Now, listen and fill in the blanks.

1. Lisa \_\_\_\_\_ goes to the bookstore on Fridays.
2. Max \_\_\_\_\_ plays video games when he gets home from school.
3. Max \_\_\_\_\_ plays soccer on the weekends.
4. Lisa \_\_\_\_\_ rides her bike on Saturdays.



### Adverbs of Frequency

We use the **adverbs of frequency** to talk about how often we do things or how often things happen.  
 In a sentence, we often put the adverbs of frequency after the verb "be" or before the main verb.

I **usually** play soccer on the weekends.

He/She **sometimes** plays soccer on Saturdays.

I **never** go shopping.

He/She **rarely** goes shopping.

How often do you play soccer?

How often does he/she play soccer?

To talk about regular actions, use **always** and **usually** with a time phrase.

e.g. I **always** play soccer. (X)

I **always** play soccer on Saturdays. (✓)

### b. Fill in the blanks with the adverbs of frequency.

1. I \_\_\_\_\_ sometimes \_\_\_\_\_ go to the park on the weekends. ■ ■ ■ □ □ □

2. She \_\_\_\_\_ watches movies on Fridays. ■ ■ ■ ■ ■ □

3. He \_\_\_\_\_ plays basketball. □ □ □ □ □ □

4. They \_\_\_\_\_ go swimming on Sundays. ■ ■ ■ ■ ■ ■

5. Sam \_\_\_\_\_ plays video games. ■ ■ ■ ■ □ □

6. Milly \_\_\_\_\_ reads. ■ □ □ □ □ □

### c. Look at the table and write the answers.

Name	Activity	Frequency
Jack	go shopping	■ □ □ □ □ □
Bobby	do homework	■ ■ ■ ■ ■ ■
Sarah	play soccer	■ ■ ■ □ □ □
Amanda	have barbecues	■ ■ □ □ □ □

- How often does Jack go shopping?  
\_\_\_\_\_
- How often does Bobby do his homework?  
\_\_\_\_\_
- How often does Sarah play soccer?  
\_\_\_\_\_
- How often does Amanda have barbecues?  
\_\_\_\_\_


### d. Now, ask your partner how often they do these activities.

**Pronunciation**

**Sentence Stress**

a. Stress the adverbs for emphasis.

*I sometimes play badminton on the weekends.*

b. Listen to the sentences and focus on the underlined words. 

*I sometimes play badminton on the weekends.*

*I always go swimming after school.*

c. Listen and cross out the one with the wrong sentence stress. 

*I often watch movies on weekends.*

*I usually play soccer on Sundays.*

d. Read the sentences with the correct sentence stress to a partner.

**Practice**

Ask and answer. 

How often do you go running?

I rarely go running.



after school   on the weekends   in the afternoons  
in the mornings   on Saturdays

**Speaking**

What's Your "Spirit Animal?"

a. You're doing a quiz about your free time activities to find out your "spirit animal." Work in pairs. Add three more activities and then ask your friend to complete the quiz. 

How often do you do yoga?

I rarely do yoga. *\*(add 1 point)*



**What's your "spirit animal?"**

**Answer points:**  
Never: 0 points      Often: 3 points  
Rarely: 1 point      Usually: 4 points  
Sometimes: 2 points      Always: 5 points

**HOW OFTEN DO YOU...**

	Points
1 do yoga?	<input type="checkbox"/>
2 play badminton?	<input type="checkbox"/>
3 go swimming?	<input type="checkbox"/>
4 do _____?	<input type="checkbox"/>
5 play _____?	<input type="checkbox"/>
6 go _____?	<input type="checkbox"/>
<b>Total: _____ points</b>	

b.   File 13 to find out what your partner's "spirit animal" is. Share with the class.

# Unit 4 Festivals and Free Time

## LESSON 2

Can you...?

- talk about future events
- use the Present Simple for future use



### New Words

a. Number the pictures. Listen and repeat.

#### Festival Activities

1. (music) performance
2. (food) stand
3. fashion show
4. puppet show
5. tug of war
6. talent show



b. Draw the table. Add more adjectives and talk about some festival activities.

Positive (good)	Negative (bad)
_____ fun _____	_____ boring _____

I think dance performances are fun.



### Reading

Read the text messages between Amy and Jim and answer the questions.

1. Where is the festival?

2. What time does the festival start?

3. What activities can they do there?

4. What opens at 10:30 a.m.?

5. What time does the bus leave?



←  Jim online

Hi, Jim. Are you free on Saturday?

Sure, Amy. Why?

There's a festival in the park. Do you want to go?

Yeah! What time does it start?

It starts at 10 a.m. and ends at 10 p.m.

Cool! What can we do?

There's a tug of war and a fashion show. Oh, and the food stands open at 10:30 a.m.

Great. You know I'm always hungry! Can we go there by bus?

Yes. There's a bus near my house. It leaves at 9:30 a.m.

I can't wait! See you on Saturday!

Type a message



**Present Simple for future use**

We use the **Present Simple** to talk about things we know will definitely happen in the future, such as timetables or programs for shops, movie theaters, restaurants, or public transport, etc.

- The **festival starts** at 6 p.m.
- The **festival ends** at 10 p.m.
- The **food stands open** at 5:30 p.m.
- They close** at 10:30 p.m.
- The bus leaves** in ten minutes.

What time does the **music performance start**?  
 Does the **festival start** in the morning?  
 (Yes, **it does.**/No, **it doesn't.**)

**b. Fill in the blanks using the Present Simple.**

1. What time does the music performance \_\_\_\_\_ **start** \_\_\_\_\_? (start)
2. Does the café \_\_\_\_\_ in the morning? (open)
3. The train \_\_\_\_\_ at 4:45 p.m. (leave)
4. What time does the restaurant \_\_\_\_\_? (close)
5. The puppet show \_\_\_\_\_ in ten minutes. (end)
6. What time does the bus \_\_\_\_\_? (leave)



**c. Answer the questions.**

**Jared:** What time does the festival start?

**Lila:** 1. \_\_\_\_\_ (11 a.m.)

**Jared:** What time does it end?

**Lila:** 2. \_\_\_\_\_ (10 p.m.)

**Jared:** And what time do the food stands open?

**Lila:** 3. \_\_\_\_\_ (12:30 p.m.)

**Jared:** Great! What time does the bus leave?

**Lila:** 4. \_\_\_\_\_ (ten minutes)

**Note**

- We say events and activities **start** and **end**.  
*The talent show **starts** at 3 p.m. and **ends** at 4:30 p.m.*
- We say shops, stands, and restaurants **open** and **close**.  
*The food stand **opens** at 11 a.m. and **closes** at 3 p.m.*

**d. Now, practice the conversation with your partner.**



## Pronunciation

### Sound Changes


a. "What time...?" often sounds like /wʌtaɪm/.

c. Listen and cross out the one with the wrong sound changes. 

What time does it end?

What time do they close?

d. Read the sentences with the correct sound changes to a partner.

b. Listen. Notice the sound changes of the underlined words. 

What time does the bus leave?

What time does the festival start?



## Practice

a. Practice the conversation. Swap roles and repeat.

Jim: What can we do?

Amy: There's a fashion show. It starts at 2 p.m.

Jim: What time does it end?

Amy: It ends at 3:30 p.m.

Jim: What else can we do?

Amy: The restaurants open at 10 a.m.

Jim: What time do they close?

Amy: They close at 9 p.m.




7 p.m. – 8 p.m.



1 p.m. – 1:30 p.m.



3 p.m. – 4 p.m.



4 p.m. – 7 p.m.

b. Practice with your own ideas. 



## Speaking

### Let's Go to the Festival!

a. You're going to a festival. Work in pairs. Student B,   . Look at the schedule for the festival. Take turns asking about the activities. Choose at least three things to do.



#### Fun Activities for All the Family!

- Puppet show 10 a.m. – 11 a.m.
- Talent show 12 p.m. – 3 p.m.
- Music performance 4 p.m. – 7 p.m.



#### Food Stands

10:30 a.m. – 10 p.m.



#### Games

Tug of war 2 p.m. – 3 p.m.

What can we do?

There's a tug of war.  
It starts at 2 p.m.

Great!

b. Join another pair. Did you choose the same activities?

# Unit 4 SOCIAL STUDIES

## Festivals and Free Time

### LESSON 3

Can you...?

- talk about a Vietnamese festival
- read an article about a festival in Vietnam
- write text messages about a festival

**Conversation Skill:** Getting time to think



#### **A** New Words

a. Number the pictures. Listen and repeat.

1. watch fireworks
2. decorate a house or tree
3. visit family and friends
4. get lucky money, candy, or gifts
5. play games or music
6. buy fruits or flowers
7. watch parades
8. eat traditional food



b. Discuss the things you think people do during these holidays.

New Year

Christmas

Halloween

People eat traditional food at Christmas.

#### **Listening**

a. Listen to some people talking about traditional festivals.

Are all the festivals celebrated in the same country?

Yes/No

b. Now, listen and draw lines.

- |                   |   |   |                          |
|-------------------|---|---|--------------------------|
| 1. Kwanzaa        | • | • | decorate trees           |
| 2. Christmas      | • | • | watch parades            |
| 3. Thanksgiving   | • | • | give gifts               |
| 4. Lunar New Year | • | • | wear traditional clothes |



#### **Conversation Skill**

**Getting time to think**

To get some time to think, say:

Well...

Umm...

Let me see...

**Listen and repeat.**



#### **Useful Language**

Listen then practice.

How do people prepare for **Christmas**?  
They **decorate their homes** and **buy gifts**.  
What do they do during **Christmas**?  
They **visit family and friends**.



**Reading**

a. Read the article and underline all the festival activities.

**A Famous Festival in Vietnam**

Cùng Nguyễn, October 14

In Vietnam, people celebrate many different festivals each year. The biggest festival in Vietnam is Tết. This celebrates the beginning of the Lunar New Year. Vietnamese people have to prepare a lot for this festival. Before Tết, people buy fruits and flowers from the market and decorate their houses. Most people buy a special tree with lots of flowers. In the north of Vietnam, people buy peach trees with pink flowers. In the south, people buy apricot trees with yellow flowers. Everyone cleans their house before Tết. This is very important because you shouldn't clean it during Tết. During Tết, people visit their family and friends. Few people go to school or work. Children wear new clothes and get lucky money. It's a great time to watch lion dances and fireworks. Everyone is happy and excited about the New Year. Vietnamese people love to celebrate this festival.

**b. Read and write "Yes" or "No."**

- 1. People buy fruits and flowers during Tết.
- 2. Every house has the same type of tree.
- 3. People clean their houses during Tết.
- 4. You can watch lion dances during Tết.

No



peach flowers



apricot flowers



**Speaking**

**Festival Fun**

a. You are telling a friend from overseas about the Mid-Autumn Festival. Take turns talking about what people do before and during the festival.



Use words/sounds to get time to think.

What do people do before the festival?

Hmm. Let me see... They...

before


during



buy/lanterns



buy/mooncakes



give/friends/family



watch/lion dances



watch/parades

b. Talk about other festivals you know.



**Writing**

a. Read Nhiên and Sarah's messages. Guess what the emojis (pictures) mean and match the emojis to their meanings.



- \_\_\_ a \_\_\_ karaoke
- \_\_\_ Vietnam
- \_\_\_ fireworks
- \_\_\_ happy
- \_\_\_ party
- \_\_\_ money

Hi, Nhiên, how are you?

Hey, Sarah. Great, thanks! It's Tết here in 🇻🇳.

Tết? What's that?

Tết is a traditional festival in Vietnam.

What do people do for Tết?

Before Tết, people buy fruits and flowers and decorate their houses. During Tết, they visit their family and friends. Children get 🧧. People eat lots of traditional food and sing 🎵. It's a great time to watch lion dances and have a 🎉.

Sounds fun!

It is! Everyone is 😊 and excited about the New Year.

b. Write similar messages about the Mid-Autumn Festival. Write 50 to 60 words.

Can you...?

- buy clothes in a clothing store
  - use demonstratives and object pronouns
- Conversation Skill:** Starting a conversation to offer help



## New Words

a. Fill in the table. Listen and repeat. 

1. large
2. extra large
3. jeans
4. changing room
5. medium
6. sweater
7. customer
8. sales assistant

clothes	sizes	others
jeans	large	changing room
_____	_____	_____
_____	_____	_____
_____	_____	_____

b. Add more words to the table. Use the words in sentences. 

I have a red sweater.



## Listening


a. Listen to Cassie talking to her mom in a clothing store.

Do they buy any clothes?  Yes/Nob. Now, listen and circle "True" or "False." 

1. The pink T-shirt is small. True/False
2. Cassie's mom buys a sweater. True/False
3. The sweater is seven dollars. True/False
4. Cassie's mom buys her a black T-shirt. True/False


 Conversation Skill
**Starting a conversation to offer help**

To start a conversation to help someone you don't know, say:

*Hi, can I help you?**Hello, do you need any help?***Listen and repeat.** **Note****You can say:**

Do you have this...

...in medium?

...in a medium?

...in a medium size?



### Demonstratives

We use **this/that/these/those** to show which things we are talking about.

**This/That:** for singular nouns

**These/Those:** for plural nouns

**This/These:** for things close to the speaker

**That/Those:** for things further away

How much is **this T-shirt**?

Do you have **that shirt** in blue?

How much are **those shoes** over there?

Do you have **these socks** in green?

### Object Pronouns: "it"/"them"

We use **Object Pronouns** after a verb or a preposition.

We use **it** for singular nouns and **them** for plural nouns.

I like this jacket. Do you have **it** in blue?

I like these pants. Can I try **them** on?

### b. Read the sentences. Circle the correct words.

- How much are *that/those* shoes?
- Excuse me, how much is *this/these* shirt?
- I like that skirt. Do you have *it/them* in black?
- Do you have *this/these* shoes in black?
- I like these shorts. Can I try *it/them* on?
- What size are *those/these* pants over there?
- How much is *that/this* shirt by the window?



### c. Complete the dialogue with *this, those, it, or them*.

**Sales assistant:** Hi, can I help you?

**Customer:** Yes, do you have (1)       this       T-shirt in (a) medium?

**Sales assistant:** Yes, here you are.

**Customer:** Can I try (2)                    on?

**Sales assistant:** Yes, the changing room's over there.

(Later...)

**Customer:** Excuse me, I really like (3)                    shoes by the window.  
Do you have (4)                    in brown?

**Sales assistant:** Yes, here you are.

**Customer:** Oh, they're great! How much are they?

**Sales assistant:** They're 39 dollars.

**Customer:** Can I try (5)                    on?

**Sales assistant:** Sure.

### d. Now, practice the conversation with your partner.


**Pronunciation**

**Sound Changes**

a. "Do you have...?" often sounds like /dʒə hæv/.

c. Listen and cross out the one with the wrong sound changes. 

- Do you have these socks in red?
- Do you have this shirt in pink?

b. Listen. Notice the sound changes of the underlined words. 

- Do you have these pants in blue?
- Do you have this jacket in green?

d. Read the sentences with the correct sound changes to a partner.

**Practice**

a. Practice the conversation. Swap roles and repeat.

**Sales assistant:** Hi, can I help you?

**Customer:** Yes, do you have this shirt in blue?

**Sales assistant:** Yes, here you are.

**Customer:** Do you have it in a medium size?

**Sales assistant:** Yes, here you are.

**Customer:** Can I try it on?

**Sales assistant:** Yes, the changing room's over there...

(Later...)

**Sales assistant:** Is it OK?

**Customer:** Yes, how much is it?

**Sales assistant:** It's 20 dollars.

these jeans/this dress    black/white

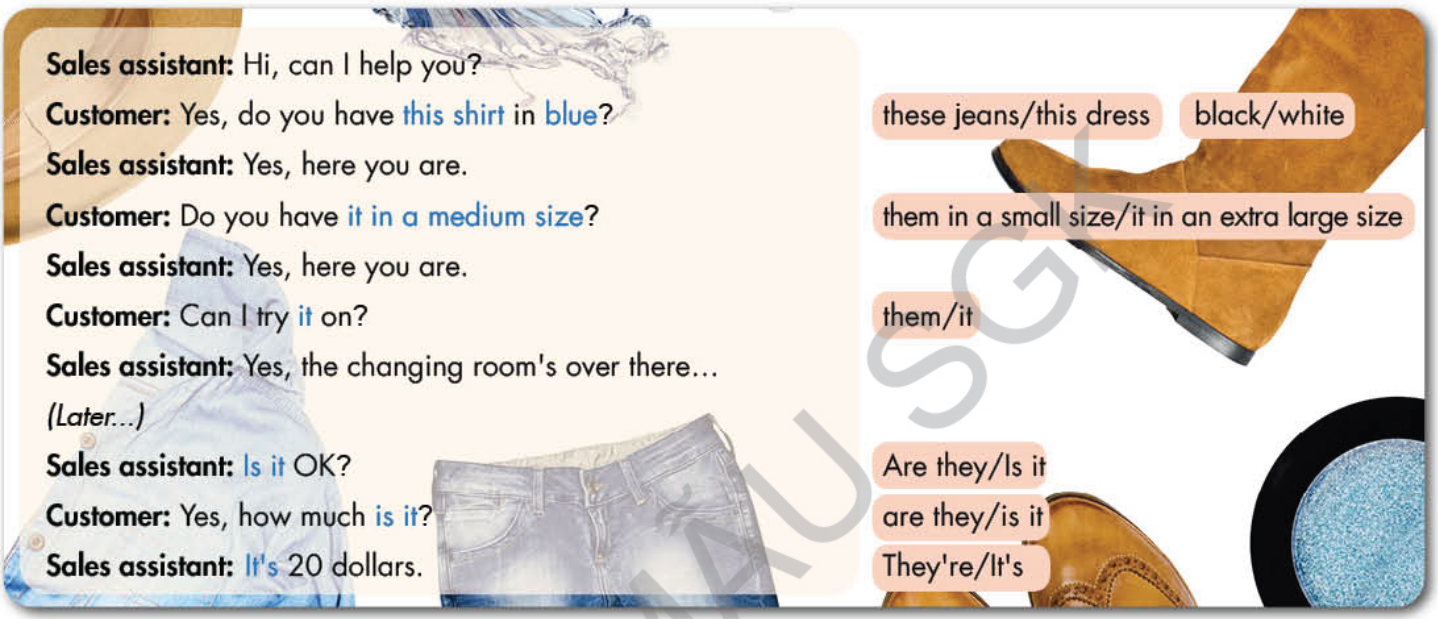
them in a small size/it in an extra large size

them/it

Are they/Is it

are they/is it

They're/It's



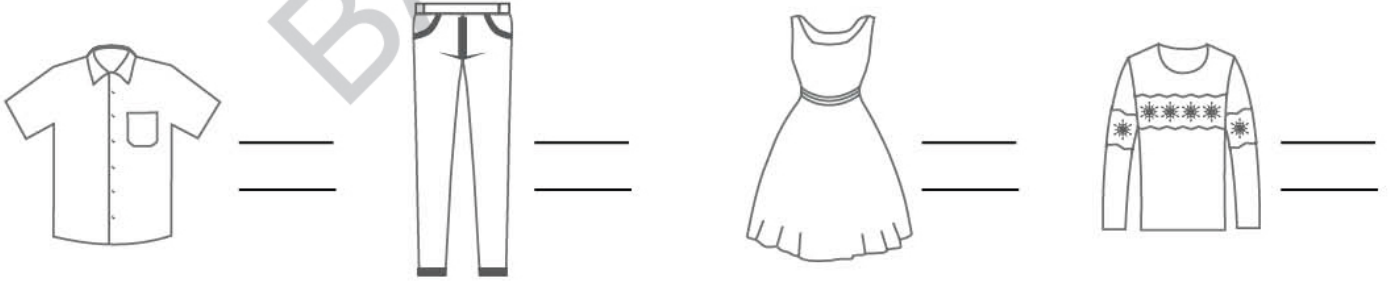
b. Practice with your own ideas. 

**Speaking**

**Clothes Shopping**

 Use helpful phrases to start the conversation.

a. You're shopping for clothes. Work in pairs. Student B,  **P. 121 File 4**. Student A, you're a customer. Choose three items below and note the size and color you want. Ask the sales assistant. 



b. Swap roles and repeat. You're a sales assistant at a store. You have the clothes below.

**Dress**  
Price: \$45  
Sizes: S, M, L  
Colors: 

**Sweater**  
Price: \$25  
Sizes: S, L, XL  
Colors: 

**Jeans**  
Price: \$35  
Sizes: S, L, XL  
Colors: 

**Shirt**  
Price: \$45  
Sizes: S, M, L  
Colors: 

c. In groups, discuss the items you bought and how much you spent.

# Around Town

## LESSON 2

### Can you...?

- order food and drinks in a restaurant
- use quantifiers
- use countable and uncountable nouns




### New Words

a. Match the words with the pictures. Listen and repeat.



- A. order    B. dessert    C. tip    D. check    E. change    F. menu



### b. Ask and answer.

1. What food do you often order in a restaurant?
2. What do you often have for dessert?



I often order pizza.

I often have a cupcake.



### Reading

a. Ben and Jane are at a new restaurant.  
Do they enjoy their meal? Yes/No

b. Now, tick (✓) the things they ordered on the menu.

FOOD	
<input type="checkbox"/>	Vegetable curry \$12.00
<input type="checkbox"/>	Chicken pasta \$13.00
<input type="checkbox"/>	Hamburger \$7.50
<input type="checkbox"/>	Cheese sandwich \$6.00
<input type="checkbox"/>	Fries \$5.50
DRINKS	
<input type="checkbox"/>	Orange juice \$3.00
<input type="checkbox"/>	Cola \$5.00
<input type="checkbox"/>	Coffee \$3.00
DESSERTS	
<input type="checkbox"/>	Ice cream \$9.00
<input type="checkbox"/>	Cheesecake \$10.00
<input type="checkbox"/>	Cupcake \$8.00

**Waiter:** Would you like to see the menu?

**Ben:** Yes, please.

**Waiter:** What would you like to order?

**Ben:** I'd like some chicken pasta.

**Jane:** I'd like a hamburger, please.

**Waiter:** What would you like to drink?

**Ben:** Do you have any orange juice?

**Waiter:** Yes, we do.

**Ben:** I'd like some orange juice, please.

**Jane:** I'd like a cola.

**Waiter:** Would you like some dessert?

**Ben:** Yes. I'd like some ice cream.

**Jane:** I'd like a cupcake.

(Later...)

**Jane:** That was a great meal.

**Ben:** Yes, we should come here again.

Waiter! I'd like the check.

**Waiter:** Yes, here you are.

**Ben:** Thanks.

**Waiter:** Here's your change.

**Ben:** Thank you. Here's a tip.

**Waiter:** Thank you very much.



### Countable and uncountable nouns

We can count countable nouns. Use **a** before singular nouns beginning with consonant sounds and **an** before vowel sounds.

We cannot count uncountable nouns. Use **some** with uncountable nouns and plural countable nouns.

We can use **any** with uncountable nouns and plural countable nouns, for questions and negative answers.

I'd like **a** cookie.

I'd like **an** apple.

I'd like **some** milk.

I'm sorry. We don't have **any** milk left.

Would you like **some** dessert?

Do you have **any** chocolate cake?

### b. Fill in the blanks. Use **a**, **an**, **some**, or **any**.

- I'd like some chicken pasta.
- I'd like \_\_\_\_\_ hamburger.
- I'd like \_\_\_\_\_ orange juice.
- I'd like \_\_\_\_\_ cheese sandwich.
- I'd like \_\_\_\_\_ cola.
- I'd like \_\_\_\_\_ egg sandwich.
- We don't have \_\_\_\_\_ fries left.



### c. Look at Alice and Nick and complete the dialogue.

**Waiter:** What would you like to eat?

**Nick:** I'd like (1) \_\_\_\_\_ an omelet \_\_\_\_\_ please.

**Alice:** And I'd like (2) \_\_\_\_\_.

**Waiter:** OK. What would you like to drink?

**Nick:** (3) \_\_\_\_\_.

**Alice:** (4) \_\_\_\_\_.

(Later...)

**Waiter:** Would (5) \_\_\_\_\_?

**Nick:** I'd like a cupcake, please.

**Waiter:** I'm sorry. We don't have any cupcakes left.

omelet, cola,  
cupcake

pasta,  
orange juice



### d. Now, practice the conversation with your partner.



### Pronunciation

#### Sound Changes

a. "...would you like...?" often sounds like /wədʒʊlaɪk/.

c. Listen and cross out the one with the wrong sound changes.

What would you like to drink?  
Would you like some milk?

d. Read the sentences with the correct sound changes to a partner.

b. Listen. Notice the sound changes of the underlined words.

What would you like to eat?  
Would you like some dessert?



### Practice

Take turns ordering. Swap roles and repeat.

What would you like to eat?

What would you like to drink?

OK. Anything else?

What would you like for dessert?



### Speaking

## What Would You Like to Order?



Use words/sounds to get time to think.

a. You're at a restaurant. Work in pairs. Student A, you're a customer. Order some food. Student B, you're a waiter. Take the customer's order.

# CLOUD 9 RESTAURANT

## MENU

### FOOD

Chicken curry	.....	\$5.00
Cheese sandwich	.....	\$4.00
Spaghetti	.....	\$8.00
Hamburger	.....	\$7.00
Fries	.....	\$3.00

### DRINKS

Water	.....	\$1.00
Orange juice	.....	\$3.00
Coffee	.....	\$2.00

### DESSERTS

Ice cream	.....	\$3.00
Brownie	.....	\$4.00
Apple pie	.....	\$5.00

b. Swap roles. Use the menu from Reading.

# Around Town

LESSON 3

Can you...?

- talk about food from around the world
- read an article about Vietnamese food
- write a paragraph about two famous dishes



New Words

a. Fill in the blanks. Listen and repeat.



fish sauce fry noodles grill beef seafood lamb herbs pork



1. \_\_\_\_\_ noodles



2. \_\_\_\_\_



3. \_\_\_\_\_



4. \_\_\_\_\_



5. \_\_\_\_\_



6. \_\_\_\_\_



7. \_\_\_\_\_



8. \_\_\_\_\_



9. \_\_\_\_\_

b. Take turns using the words in sentences.



I like grilled beef.



Listening

a. Listen to a man talking about popular food from around the world.

Who is the speaker?



a student

a customer

a chef

b. Now, listen and fill in the blanks, then match with the correct pictures.



cheeseburger

- from \_\_\_\_\_
- made with grilled \_\_\_\_\_, onions, and cheese

kebab

- from \_\_\_\_\_
- made with grilled meat on a stick, usually \_\_\_\_\_

paella

- from Spain
- made with \_\_\_\_\_, rice, and \_\_\_\_\_



Useful Language

Listen then practice.



What's *bún bò Huế*?  
What do people make it with?

It's a **noodle** dish from **Vietnam**.  
**Noodles**, **beef**, and **herbs**.





**Reading** a. Read the article and circle the best headline.

- 1. Food around the World
- 2. A Taste of Vietnam
- 3. My Favorite Food



Phở

Louis Wilson, March 18

There are many popular dishes in Vietnam and you will find rice or noodles in most of them. *Phở* is a famous noodle soup dish from Vietnam. People make it with chicken or beef. They put onions and herbs in it. It smells and tastes wonderful.

Another amazing dish is *com tấm*. It is a rice dish with grilled pork and fried eggs. People often eat it with fish sauce on top. I love eating it for breakfast. It is delicious! Food in Vietnam is popular all over the world.

**b. Read the article and answer the questions.**

1. What foods are in most Vietnamese dishes?

Rice and noodles are in most Vietnamese dishes.

2. What kind of dish is *phở*?

3. What is *com tấm*?

4. What do people often eat with *com tấm*?



Com tấm



**Speaking** Food around the World

a. You're visiting an international food festival. Work in pairs. Student A, ask Student B about four of the dishes below and tick (✓) the ones you would like to try. Student B, answer the questions.



Use words/sounds to get time to think.

What's *com tấm*?

It's a rice dish from Vietnam.

What do people make it with?

Grilled pork, fried eggs, and fish sauce.

**INDONESIA**

*nasi goreng*  
rice dish  
rice, chicken, eggs

**VIETNAM**

*com tấm*  
rice dish  
grilled pork, fried eggs,  
fish sauce

**ITALY**

*spaghetti carbonara*  
pasta dish  
pasta, pork, eggs, cheese

**VIETNAM**

*phở*  
noodle soup  
noodles, herbs, beef or chicken

**FRANCE**

*steak frites*  
meat dish  
beef, french fries

**the USA**

*chowder*  
soup  
seafood, potatoes, onions, cream

b. Swap roles and repeat. How many dishes would you like to try? Which is your favorite?



**Writing** a. With a partner, choose two of the dishes from your country and make notes.

**Talk about:**

- The name and the kind of dish
- What people make it with
- When people eat it
- How it tastes

**Notes**


b. Now, write a paragraph about your choices. Write 50 to 60 words.

# Community Services

## LESSON 1

### Can you...?

- talk about public services in your town
- use definite and indefinite articles
- use prepositions of place




### New Words

a. Fill in the blanks. Listen and repeat. 

police station   library   hospital   train station   post office   bus station



train station



\_\_\_\_\_



\_\_\_\_\_



\_\_\_\_\_



\_\_\_\_\_



\_\_\_\_\_

b. Say what public services are near your house. 

There's a hospital near my house.

### Listening

a. Listen to two people talking in a hotel.

Are the speakers friends?  Yes/No



b. Now, listen and fill in the blanks. 

1. The \_\_\_\_\_ is on Market Street.
2. The \_\_\_\_\_ is opposite the mall.
3. There's a \_\_\_\_\_ near the hotel.
4. The bus station is next to the \_\_\_\_\_.

**Articles**

We use **a/an** in front of a singular noun when we talk about it for the first time. After that, we use **the**. We also use **the** when it's clear from the situation which one we're talking about.

**Prepositions of Place**

We use **prepositions of place** to say where things are.

Is there **a train station** near here?

**The train station** is on Queen's Street.

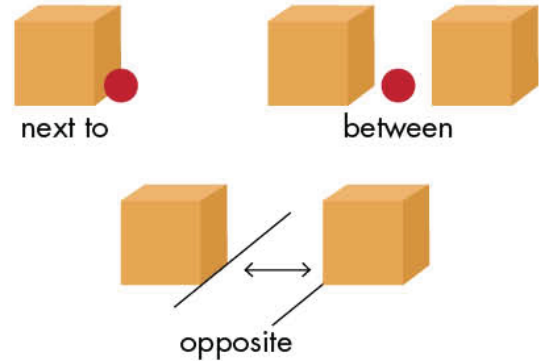
It's **next to** the park.

It's **between** the **police station** and the **hospital**.

It's **opposite** the **post office**.

**b. Circle the correct words.**

- Molly: Excuse me, is there a/~~the~~ post office near here?
- Chris: Yes, a/~~the~~ post office is on Garden Street.
- It's opposite/~~between~~ the movie theater.
- Molly: Thanks. Oh, and is there a/~~the~~ bus station near here?
- Chris: Yes, a/~~the~~ bus station is on Market Street.
- It's next to/~~between~~ the subway and the library.

**c. Look at the map and complete the sentences.**

**Ben:** Excuse me, is there a supermarket near here?

**Mary:** Yes, it's between (1) the library and (2) \_\_\_\_\_.

**Ben:** Great! Is there a post office near here?

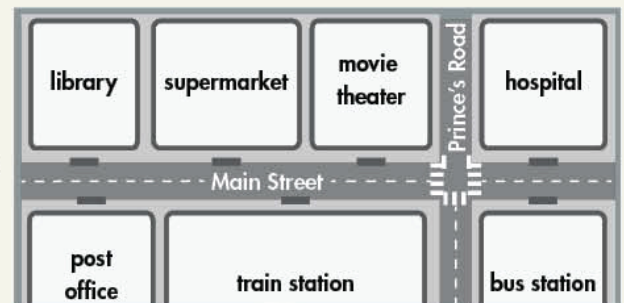
**Mary:** Yes, (3) \_\_\_\_\_ is next to (4) \_\_\_\_\_.

**Ben:** Is there a bus station, too?

**Mary:** Yes, there is. (5) \_\_\_\_\_ is opposite (6) \_\_\_\_\_.

**Ben:** Thank you for your help. Goodbye!

**Mary:** You're welcome.

**d. Now, practice the conversation with your partner.**

Use words/sounds to get time to think.

**Pronunciation**



a. Focus on the /st/ sound.

b. Listen to the words and focus on the underlined letters.

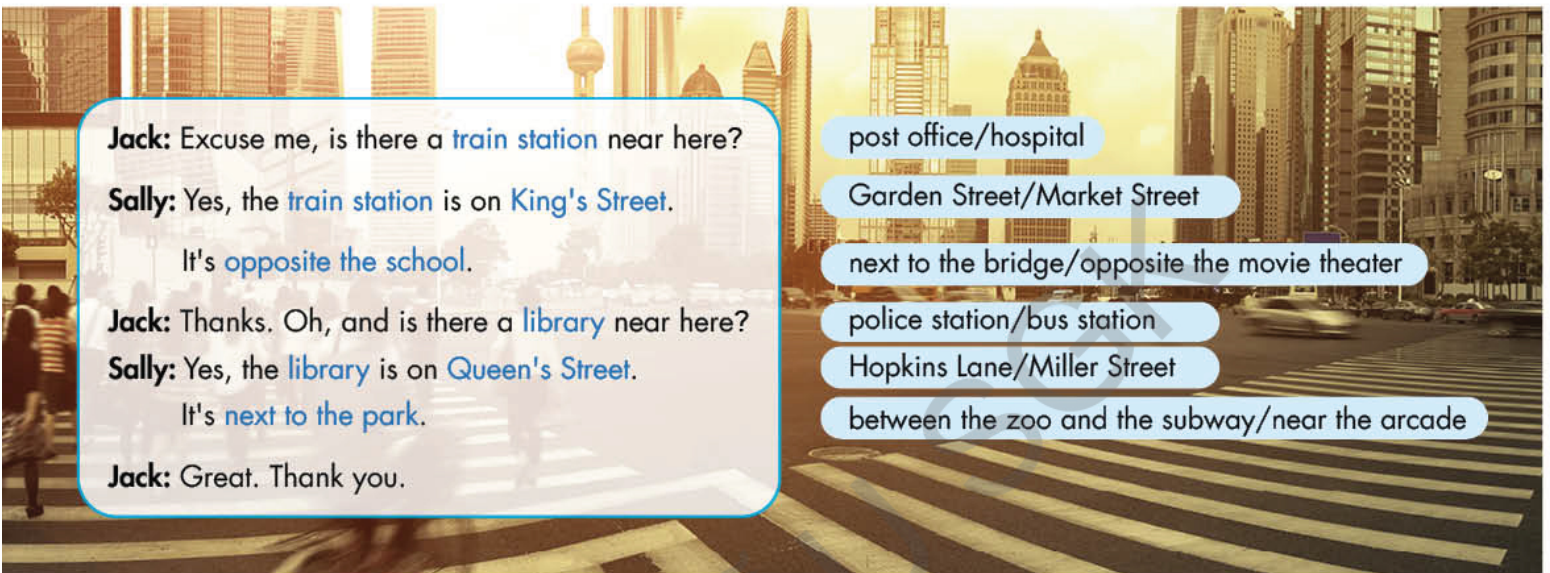
c. Listen and repeat.

station      post office

d. Read the words with the correct sound to a partner.

**Practice**

a. Practice the conversation. Swap roles and repeat.



**Jack:** Excuse me, is there a train station near here?  
**Sally:** Yes, the train station is on King's Street.  
 It's opposite the school.  
**Jack:** Thanks. Oh, and is there a library near here?  
**Sally:** Yes, the library is on Queen's Street.  
 It's next to the park.  
**Jack:** Great. Thank you.

- post office/hospital
- Garden Street/Market Street
- next to the bridge/opposite the movie theater
- police station/bus station
- Hopkins Lane/Miller Street
- between the zoo and the subway/near the arcade

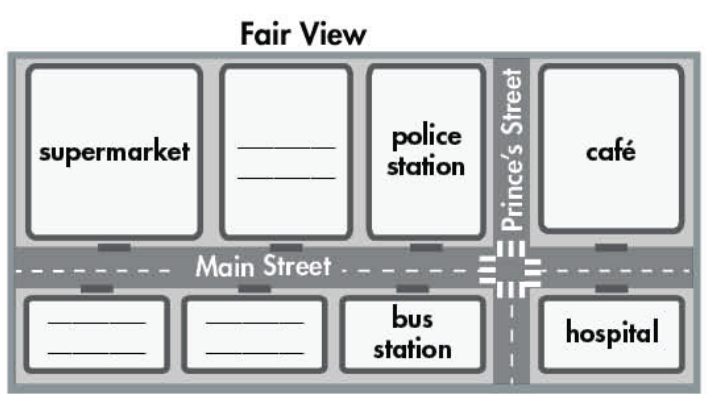
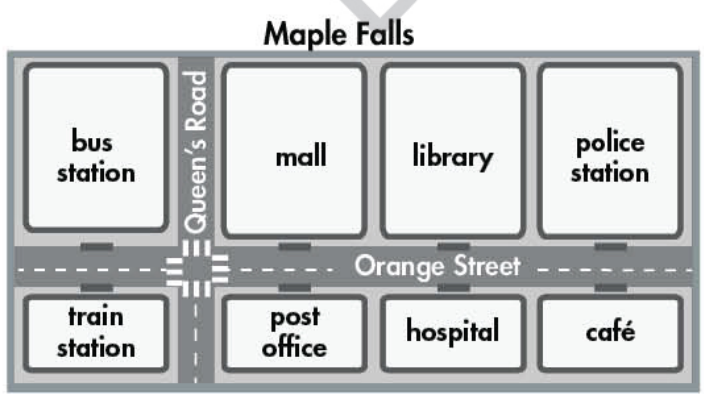
b. Practice with your own ideas.

**Speaking** Is There a Library near Here?

a. You're visiting a new town. Work in pairs. Student A, stay on this page and answer Student B's questions about Maple Falls. Student B, P. 122 File 5.

Is there a...?      Yes, the...

Student B



b. Student A, look at the map of Fair View and ask about these places: post office, library, and train station. Add them to the map.

Can you...?

- give tips about how to save the environment
- use positive and negative imperatives



**New Words**

a. Fill in the blanks. Listen and repeat.

can    plastic bag    trash    plastic bottle    glass jar



trash



b. Match the underlined words to the definitions. Listen and repeat.

- |   |  |
|---|--|
| 1. Our school likes to <u>recycle</u> students' used note paper.    | • a. collect and remove                    |
| 2. I don't like to <u>throw away</u> anything that I can use again. | • b. use something for another purpose     |
| 3. I <u>reuse</u> bottles in my garden and grow plants in them.     | • c. change trash into something different |
| 4. I always <u>pick up</u> trash on the beach when I see it.        | • d. put something in the trash can        |

c. Say what things you reuse.

I reuse plastic bottles.

**Reading** Sally blogs about saving the environment. Read her tips and write "True" or "False."

www.sallyenvironment.com

Hi, everyone!  
 People ask me all the time what we should do to protect the Earth. Here are my top tips.  
 Reuse glass bottles and jars. You can use them in your kitchen, bathroom, or even your garden. Glass bottles are really useful. Don't throw away old glass!

Recycle plastic bottles, cans, and paper. Find recycling bins near your house or school and take your recycling every week. It's very easy!  
 Pick up trash. Nobody likes to see it in their town. Picking up trash makes our towns look better. After picking up the trash, make sure you recycle it!

- |                                     |      |   |  |
|-------------------------------------|------|---|--|
| 1. We should reuse glass bottles.   | True | 2. We shouldn't throw glass jars away.    |  |
| 3. It's difficult to recycle paper. |      | 4. We can make where we live look better. |  |



Recycle bottles and cans.  
Don't use plastic bags.



### Imperatives

We use **imperatives** to give instructions, orders, or advice.

Reuse **glass bottles and jars**.

Don't throw away **old glass**.

### b. Fill in the blanks with positive or negative imperative statements.

- |                                       |                |
|---------------------------------------|----------------|
| 1. Don't use _____ plastic bags.      | ✗ (use)        |
| 2. _____ plastic bottles.             | ✓ (reuse)      |
| 3. _____ old newspapers.              | ✓ (recycle)    |
| 4. _____ papers in the park.          | ✓ (pick up)    |
| 5. _____ old cans to grow flowers in. | ✓ (reuse)      |
| 6. _____ old clothes.                 | ✗ (throw away) |



### c. Rewrite the sentences as negative or positive imperatives.

- |   |                                      |
|---|--------------------------------------|
| 1. Don't recycle plastic bags and jars.             | Recycle plastic bags and jars. _____ |
| 2. Throw away glass jars and old newspapers.        | _____                                |
| 3. Don't pick up trash in the park.                 | _____                                |
| 4. Don't recycle plastic bottles and old magazines. | _____                                |
| 5. Don't reuse plastic bottles in your garden.      | _____                                |
| 6. Throw away old clothes.                          | _____                                |

### d. Practice saying the sentences with a partner.






### Pronunciation

Sounds

a. Focus on the /l/ sound.

b. Listen to the words and focus on the underlined letters. 

c. Listen and repeat. 

*recycle, bottle*

d. Read the words with the correct sound to a partner.



### Practice

Take turns saying imperative sentences.

Don't throw away the trash.




throw away



recycle



throw away




reuse



reuse



throw away



recycle



pick up



### Speaking

### Let's Protect the Earth!

a. You want to write an article about how to protect the Earth. Work in pairs. Discuss and choose six tips to add to your notes. 



**8 SIMPLE TIPS  
TO PROTECT  
THE EARTH**

1. Pick up trash
2. Recycle newspapers
3. \_\_\_\_\_
4. \_\_\_\_\_
5. \_\_\_\_\_
6. \_\_\_\_\_
7. \_\_\_\_\_
8. \_\_\_\_\_

b. Share your ideas with another pair. Now, discuss and choose three things you can do in your home or school.

I think saving electricity is important.

I agree.

# Unit 6 SOCIAL STUDIES

## Community Services

### LESSON 3

#### Can you...?

- ask about environmental charities
- read an article about an environmental charity in Vietnam
- write a paragraph about the World Wide Fund for Nature (WWF)

**Conversation Skill:** Asking for repetition



**A** **New Words** a. Circle the correct definitions of the underlined words. Listen and repeat. **CD 09**

- The WWF is a charity. It helps to look after animals like tigers and elephants.
  - a group that helps people or animals
  - a zoo that buys animals
- People are cutting down the Amazon rainforest. It is getting smaller every year. This is terrible! We have to protect our rainforests.
  - keep safe
  - make bigger
- I pick up trash in the park on Saturdays. I don't get any money, I do it for free.
  - some money
  - no money
- Beth loves walking in the forest. She can see foxes, birds, flowers, and many other kinds of wildlife.
  - plants and people
  - animals and plants
- If you donate five dollars, you can help buy schoolbooks for poor children.
  - give money to help someone or something
  - get money for books

**b. Discuss and answer the questions.**

- Do you know any charities?
- Who or what do they help?

I know about GlobalGiving. They help poor people around the world. It's a great charity.

**Listening** a. Listen to two people talking about a charity. Does the charity work in one country, or many countries? **CD 10**

**b. Now, listen and fill in the blanks.** **CD 10**

- Trash Free Seas started in \_\_\_\_\_ in the USA.
- They wanted to protect ocean \_\_\_\_\_.
- In 2018, they picked up more than \_\_\_\_\_ million kilograms of trash.
- People can visit the website if they want to \_\_\_\_\_.



### Conversation Skill

#### Asking for repetition

To ask someone to repeat something, say:

*Sorry, could you repeat that?*

*Sorry, could you say that again?*

**Listen and repeat.** **CD 11**

**Useful Language** Listen then practice. **CD 12**

What does **Trees for the Future** do?  
Where do they work?  
How can I help?

They **plant trees**.  
They work in **Africa**.  
You can **donate money**.



## Reading

a. Read the article and circle the best headline.

1. An Environmental Charity in Vietnam

2. The Story of the Think Green Program

Mai Hoàng, June 5

Act Green Vietnam is a charity in Vietnam. They help communities come together to clean parks, rivers, and beaches all around Vietnam. They started helping to clean the beaches on Phú Quốc Island in 2015. Now, every month, Act Green Vietnam plans to clean somewhere in Vietnam. They also plan cleanups in big cities all over Vietnam on Earth Day and on World Cleanup Day.

In 2016, Act Green Vietnam created the Think Green Program. They aim to teach children how to protect wildlife in Vietnam. The program has stickers, crafts, handbooks, and a mobile game, all for free, to make it fun. To help Act Green Vietnam, you can join one of their cleanups, donate money, or offer to help at their office in Ho Chi Minh City.

b. Read the article and fill in the blanks.

1. Act Green Vietnam is a Vietnamese \_\_\_\_\_ charity \_\_\_\_\_.
2. The first community they helped to clean was \_\_\_\_\_ in 2015.
3. They have cleanups in big cities every year on \_\_\_\_\_ and World Cleanup Day.
4. You can offer to help or \_\_\_\_\_ money.



## Speaking

### Help us Save the World!

a. You and your friend want to help a charity. Student B, turn P. 123 File 7. Work in pairs. Student A, answer Student B's questions. Swap roles. Ask Student B about Earthwatch. Make notes.

What does Earthwatch do?

Where do they work?

How can I help?



Ask your partner to repeat some information.

	Trash Hero World
What they do	<ul style="list-style-type: none"> <li>• plan cleanups</li> <li>• help recycle trash</li> </ul>
Where they work	<ul style="list-style-type: none"> <li>• Southeast Asia, Australia, Europe</li> </ul>
How to help	<ul style="list-style-type: none"> <li>• donate money</li> <li>• start a cleanup</li> </ul>

b. Decide which charity you want to help.



## Writing

Use the notes to write a paragraph about the World Wide Fund for Nature (WWF). Write 50 to 60 words.

The World Wide Fund for Nature (WWF) is a very large charity. They work to

\_\_\_\_\_. They also \_\_\_\_\_

To help the WWF, \_\_\_\_\_

### What they do:

- protect wildlife and the environment
- make sure everyone has enough food
- reduce food waste

### Where they work:

in more than 100 countries

### When they started:

1961, in Switzerland

### How to help:

- take part in events
- donate money

# Unit 7 Movies

## LESSON 1

Can you...?

- make and respond to suggestions about movies
  - use prepositions of time
- Conversation Skill:** Starting a friendly conversation



### A New Words a. Number the pictures. Listen and repeat.



**A**  
INTO THE DARK



**B**  
Happy Wood



**C**  
UFO



**D**  
CITY SUPERHERO



**E**  
The Family



**F**  
Mr. Green

1. comedy
2. science fiction
3. horror
4. action
5. drama
6. animated

### b. Discuss what kinds of movies you like and dislike.

I don't like action movies.

I like horror movies.

### Listening


#### a. Listen to three friends talking. Note down what kind of movie they are going to see.

#### b. Now, listen and fill in the table with the movie times.

	Saturday	Sunday
Scary Gary	_____	_____
Tiger Toes	_____	_____



### Conversation Skill

**Starting a friendly conversation**  
 To start a conversation with a friend, say:  
*Hey! (Do you want to...?)*  
**Listen and repeat.** 



Do you want to see the movie on Saturday?

Sure. What time is the movie?

It's at 3 p.m.

Great!

### Prepositions of Time

We use **prepositions of time** to say when things happen.

Use **on** with days and dates.

Use **at** with specific times.

Use **in** with periods of time.

The movie is **on Saturday**.

Do you want to see a movie **on March 6**?

What time is the movie?

The movie is **at 3 p.m.**

I watch a lot of movies **in the winter**.

### b. Write the time words in the correct box.

- Saturday-
- 6:30
- the summer
- Christmas Day
- Tuesday night
- bedtime
- the evening
- July 27<sup>th</sup>
- my birthday
- the morning
- three o'clock
- May

on	at	in
Saturday		

### c. Fill in the blanks.

1. I am going to see a movie on Saturday at 4 p.m. (Saturday/4 p.m.).
2. I like to watch TV and play games in the evening (evening).
3. I am playing soccer at 2 p.m. (2 p.m.).
4. What are you doing on Sunday at 10 a.m. (Sunday/10 a.m.)?
5. What do you like to do in the summer (summer)?
6. My English lesson is at 10:30 in the morning (10:30/morning).

### d. Now, with your partner, ask and answer about what you are doing at different times.

What are you doing on Saturday?

I am doing homework in the morning.  
I am watching a movie at 4 p.m.




## Pronunciation

### Sound Changes

a. "...at..." often sounds like /ət/ (but not at the start).

c. Listen and cross out the one with the wrong sound changes. 

*I'm playing soccer at 2 p.m.*  
*The movie starts at 7:30.*

b. Listen. Notice the sound changes of the underlined words. 

*It's on at 7:30.*  
*My lesson's at 10.*

d. Read the sentences with the correct sound changes to a partner.



## Practice

a. Practice the conversation.  
Swap roles and repeat.

**Toby:** Hello, Emma.

**Emma:** Hi, Toby.

**Toby:** Do you like **dramas**?

**Emma:** Yeah, I do. Why?

**Toby:** There's **a drama** on at the movie theater on **Saturday** night. Do you want to go?

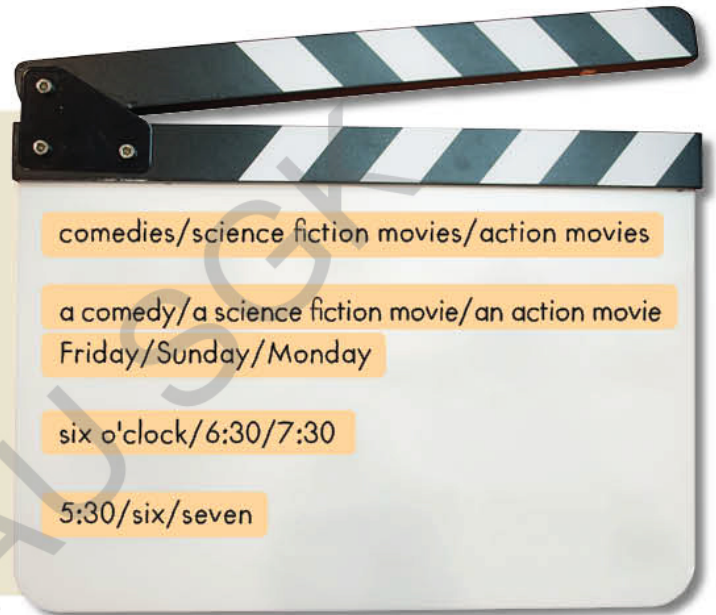
**Emma:** What time is it on?


**Toby:** At **seven o'clock**.

**Emma:** That sounds great. Where should we meet?

**Toby:** Let's meet at the movie theater at **6:30**.

**Emma:** OK.



b. Practice with your own ideas. 



## Speaking

### IT'S MOVIE NIGHT!



Start the conversation in a friendly way.

a. You're choosing movies to watch on Friday, Saturday, and Sunday. Work in pairs.    

# IT'S MOVIE NIGHT!



b. Join another pair. Did you choose the same movies?

## Can you...?

- express opinions and exchange information about movies
- use the Past Simple and adjectives



## New Words

a. Fill in the blanks with the opposite adjectives. Listen and repeat. 

—fantastic—  
funny  
great  
exciting

terrible — fantastic  
sad — \_\_\_\_\_

awful — \_\_\_\_\_  
boring — \_\_\_\_\_

b. Talk about kinds of movies you like and don't like using the adjectives. 

I think action movies are exciting.


 Reading a. Tina wrote two movie reviews for her blog. Underline the correct final sentences.

**Picture Day**

I watched *Picture Day* yesterday. It was a very sad drama about two sisters. There was no action or adventure in this movie. The story was boring. The sisters just talked all the time. I usually like dramas, but this was terrible. *Don't watch this movie!* / *This was a great movie!*

**Sally's Travels**

I saw *Sally's Travels* last week. I don't always like action movies, but this was fantastic. The story showed the hero, Sally, traveling in Australia and it was very, very exciting! Sally was very funny. She fell in the river and I laughed so much. *This was terrible!* / *What a fantastic movie!*



Hi, I'm Tina!

b. Now, read the reviews again and answer the questions.

1. What kind of movie was *Picture Day*?
2. What did Tina think about the story?
3. What kind of movie was *Sally's Travels*?
4. What did Tina think about the story?
5. What did Tina think about Sally?

a sad drama

**Past Simple with "to be"**

We use the **Past Simple** to talk about completed events, states, or actions.



I He/She/It	<b>was</b> <b>wasn't (was not)</b>	happy.
You We They	<b>were</b> <b>weren't (were not)</b>	sad.

What **was** the movie? It **was** *Great Day*.

**Was** it good? Yes, it **was**./No, it **wasn't**.

How **was** the movie? It **was** terrible.

Where **were** they? They **were** in the movie theater.

**Were** they happy? Yes, they **were**./No, they **weren't**.

What time **were** the movies on? They **were** on at 6 p.m. and 10 p.m.

b. Circle the correct verbs.

1. I loved the movie. It was/wasn't fantastic.
2. What was/were it?
3. The movie was/wasn't really exciting. You should go and see it!
4. Where was/were you yesterday?
5. Was/Were they at the movie theater?
6. What time was/were it on?



c. Look at the table and complete the dialogue.

<i>The Great Bananas</i>
very funny
4:45 p.m.
<i>Time 7 and Earthlife</i>
exciting
7:30 p.m. and 9 p.m.

**Sid:** What was the movie you saw?  
**Ann:** 1. It was *The Great Bananas*.  
**Sid:** Was it good?  
**Ann:** 2. \_\_\_\_\_  
**Sid:** What time was it on?  
**Ann:** 3. \_\_\_\_\_  
**Sid:** What were the movies you saw last week?  
**Ann:** 4. \_\_\_\_\_  
**Sid:** How were they?  
**Ann:** 5. \_\_\_\_\_  
**Sid:** What time were they on?  
**Ann:** 6. \_\_\_\_\_

d. Now, practice the conversation with your partner.



### Pronunciation

#### Word Stress

a. Stress the first syllable for most two-syllable adjectives.

b. Listen to the words and focus on the underlined letters.

c. Listen and cross out the one with the wrong word stress.   
funny                  horror (movie)

awful                  boring                  action (movie)

d. Read the words with the correct stress to a partner.



### Practice

a. Practice the conversation using the information below. Swap roles and repeat.

Rosie: Hey, Ted. I watched a drama last night.

Ted: What was it?

Rosie: It was *Remember You*.

Ted: Was it good?

Rosie: Yes, it was wonderful.

Ted: What time was it on?

Rosie: It was on at 7:30 p.m.

awful	boring	great
exciting	terrible	fantastic
sad		

SCREEN 1	SCREEN 2
8:30 a.m. <i>Robotron</i> Science fiction	10:10 a.m. <i>Teddy Bears</i> Animated
12 p.m. <i>Mighty Man</i> Action	1 p.m. <i>Dog School</i> Comedy
10 p.m. <i>The House on Black Street</i> Horror	9:30 p.m. <i>Happy Family</i> Drama

b. Practice with your own ideas.



### Speaking

#### What Was on at the Movies?



Start the conversation in a friendly way.

a. You love watching movies. Student B, . Student A, talk to Student B and complete the table with their answers. Swap roles. Student A, .

Time	Kind of movie	Name of movie	Review
yesterday morning	animated	_____	_____
last night	_____	_____	_____
this morning	_____	_____	_____
this afternoon	_____	_____	_____

I watched...

b. Ask and answer with your own information.

# Unit 7 HISTORY Movies

## LESSON 3

### Can you...?

- talk about famous people from movies
- read a movie review about a famous person from history in a movie
- write a paragraph about a historical movie



### New Words

a. Fill in the blanks. Listen and repeat.

-army king soldier queen



\_\_\_\_\_ army \_\_\_\_\_ king \_\_\_\_\_ soldier \_\_\_\_\_ queen

b. Circle the correct definitions for the underlined words. Listen and repeat.

- The English and French armies fought the Battle of Hastings in 1066.
  - A. a fight between two soldiers
  - B. a fight between two armies
- Napoleon Bonaparte was a famous French general. His army won 43 battles.
  - A. the leader of an army
  - B. the leader of a country
- It's 3-0 and there are only five minutes left. I think my team is going to win!
  - A. be in the first place
  - B. be in the last place
- Our soldiers fought very well against the invaders and saved our town.
  - A. an attacking army from another country
  - B. house builders

c. Talk about famous kings, queens, and battles from your country.

Lý Thái Tổ was a famous king.

### Listening

- Listen to Jim and Lisa talking about the movie *Alexander the Great*. Who liked the movie?
- Now, listen and tick (✓) what each person said.

	history project	movie was boring	won many battles	great soldiers
Lisa				
Jim				

## FUN FACTS

- Alexander the Great became king at age 20.
- His army won every battle!
- He took 5.2 million km<sup>2</sup> of land.
- He named at least 17 cities with his own name (Alexandria) and even one after his horse!

### Useful Language Listen then practice.

Who was <b>Alexander the Great</b> ?	He was a famous Greek general.
When was <b>he</b> born?	He was born in 356 BC.
What is <b>he</b> famous for?	He fought many battles in Egypt, Asia, and India.

**Reading**

a. Read *Phuong's* movie review and fill in the blanks.

soldiers king general Battle army invaders

**Người Anh Hùng Áo Vải. The story of Quang Trung**

*Phuong Lê, March 20*

I watched an animated movie about Quang Trung. It was really cool!

Quang Trung was a famous Vietnamese king. He was born in 1753. He was a great

(1) general. In 1785, he and his soldiers fought against an (2) \_\_\_\_\_

from the south. He won many battles and became (3) \_\_\_\_\_ in 1788.

The next year, (4) \_\_\_\_\_ attacked again. Two armies came from the north

and Quang Trung went with his (5) \_\_\_\_\_ to meet them. He rode on an

elephant and won the great (6) \_\_\_\_\_ of Ngọc Hồi – Đống Đa in 1789.

*Người Anh Hùng Áo Vải* was a very interesting movie about Vietnamese history, and the animation was great.



Quang Trung

b. Read and write "True" or "False."

1. Quang Trung was born in 1788.

False

2. His army fought against an army from the south in 1789.

3. He fought invaders from the north before he became king.

4. He won a great battle on the back of an elephant.

\_\_\_\_\_  
\_\_\_\_\_  
\_\_\_\_\_



**Speaking Movies about People from History**

a. Here are two movies about famous people from history. Take turns asking and answering.

**Movie:** *Trưng Vương (She-Kings)*

**People:** Trưng Sisters: Trưng Trắc and Trưng Nhị  
– Vietnamese female generals

**Born:** around 1<sup>st</sup> century

**Became queen:** 40 (Trưng Trắc)

**Famous for:** winning many battles against invaders

**Movie:** *Khát Vọng Thăng Long*

**Person:** Lý Công Uẩn – King of Vietnam

**Born:** 974

**Became king:** 1009

**Famous for:** making Thăng Long (Hanoi)  
the capital city of Đại Cổ Việt

b. Discuss other movies about famous people from history. Use your own ideas.



**Writing**

a. With a partner, use the notes to make sentences about the famous American, George Washington.

George Washington/first president/USA

born/1732,/general/1775

fought/many battles/against/British

His army/won/Battle of Yorktown/1781./last battle/war

He/president/United States of America/1789.

b. Now, use the notes to write a short movie review. Write 50 to 60 words.

I watched the historical movie *Washington*. It was great!

If you like history, you should watch this movie!

Can you...?

- discuss plans for a trip
- use the modals "should" and "can"

Conversation Skill: Asking for confirmation



**New Words**

a. Fill in the blanks. Listen and repeat.

rafting    canyon    cave    hiking    kayaking    campsite



(1) rafting



(2) \_\_\_\_\_



(3) \_\_\_\_\_



(4) \_\_\_\_\_



(5) \_\_\_\_\_



(6) \_\_\_\_\_

b. Discuss what outdoor activities you want to do.

I want to go rafting.

Yes, me too.

**Listening**

a. Listen to three people talking about where to go on vacation. Tick (✓) the place they decide to go.

b. Now, listen and fill in the blanks.



**Black Hawk Cave**

- Activities: \_\_\_\_\_
- Travel time: \_\_\_\_\_
- Places to stay: hotel



**Blue River Canyon**

- Activities: \_\_\_\_\_
- Travel time: two hours by train
- Places to stay: \_\_\_\_\_



**Conversation Skill**

**Asking for confirmation**

To confirm you understood everything, say:

*Sorry, did you say...?*

*Sorry, was that...?*

Listen and repeat.



### Modals

We use **should** to ask for and give advice.  
 We use **can** to talk about possibility.  
 We often use **can't** for things that are very unsafe to do.

I/You/We/They  
 He/She/It

**should** go to **Greenwater Cave**.  
**can** go **kayaking**.

**shouldn't** go **hiking there**.  
**can't** swim in that water.

**Should** I **travel** there?  
 (Yes, you **should**./No, you **shouldn't**.)

**Can** we **swim** there?  
 (Yes, we **can**./No, we **can't**.)

### b. Circle the correct modals.

- The water is too dangerous. We ~~can~~/**can't** go kayaking here.
- The canyon is beautiful. We **should**/~~shouldn't~~ go hiking there.
- The bus comes in five minutes. We **can**/~~can't~~ go back to the campsite.
- We ~~should~~/~~shouldn't~~ take the bus. It's too slow. Let's go by train.
- We **can**/~~can't~~ stay at this campsite. It's closed.
- We ~~should~~/~~shouldn't~~ go hiking today. It is raining very hard.

### c. Complete the dialogue.

**Sam:** Where should we go on our trip?  
**Max:** (1) We should go to \_\_\_\_\_ Blackwood Forest.  
**Sam:** What (2) \_\_\_\_\_?  
**Max:** We can go hiking and rafting.  
**Sam:** Can we go swimming there?  
**Max:** (3) \_\_\_\_\_. It's too dangerous.  
**Sam:** Should I bring a coat?  
**Max:** (4) \_\_\_\_\_. It's really cold at night.  
**Sam:** Should we go by bus?  
**Max:** (5) \_\_\_\_\_. It's really slow.




### d. Now, practice the conversation with your partner.

**Pronunciation**

**Word Stress**

a. Stress the first syllable for most gerunds.


b. Listen to the words and focus on the underlined letters.   
camping     hiking     kayaking

c. Listen and cross out the one with the wrong word stress.   
 playing     rafting

d. Read the words with the correct stress to a partner.

**Practice**

a. Practice the conversation. Swap roles and repeat.



<p>Teddy: Where should we go on our trip?                  Lisa: We should go to <u>Misty Canyon</u>.                  Teddy: What can we do there?                  Lisa: We can go <u>rock climbing</u> and <u>fishing</u>.                  Teddy: How should we go there?                  Lisa: We should <u>take the bus</u>. It takes <u>two hours</u>.                  Teddy: Where can we stay?                  Lisa: We can stay at <u>a hotel</u>.</p>		<p>Gray Caves/Red River Canyon                   hiking/rafting                  kayaking/swimming                   go by car – three hours/go by train – one hour                   a campsite/a hotel</p>
---	--	--

b. Practice using your own ideas. 

 Ask questions to confirm some information.

**Speaking**

**Making Arrangements for a Class Trip**

a. You're making plans for a class trip. Work in pairs. Student B,   **File 10**. Student A, answer Student B's questions about Hang Tiên Caves, then ask Student B questions about Cúc Phương National Park and complete the table.



**COME VISIT HANG TIÊN CAVES!**

- Enjoy rock climbing, hiking, and visiting caves
- Only five hours by bus
- Many campsites and nearby

	Cúc Phương National Park
• What/do there?	_____
• How long/get there?	_____
• Where/stay?	_____

b. Where are you going to go?

We're going to go to...


Can you...?

- talk about things you need for a trip
- use compound sentences with "so"



**New Words** a. Fill in the blanks. Listen and repeat.

sleeping bag    flashlight    bottled water    tent    ~~battery~~    pillow    towel



b. What do you use these things for? Ask and answer.

What do you use a flashlight for?

To see when it's dark.

**Reading** a. Two friends are messaging about their camping trip. Circle the things on the list Jill and Dave need to bring.

**Dave** online

Jill: Dave, heard you were sick. OK now? Can you go on next week's camping trip?

Dave: I feel better now, thanks. Do we need to bring a tent?

Jill: No, just bring a flashlight to see at night. Remember to bring batteries, too.

Dave: OK. Should we bring food?

Jill: No. We can buy food at the campsite. But we should bring a sleeping bag so we don't get cold at night.

Dave: Great. Anything else?

Jill: No, that's everything. See you later.

Type a message

sleeping bag	pillow	money	towel
bottled water	battery	food	camera
cell phone	flashlight	notebook	tent

b. Read the messages again and answer the questions.

1. When is their camping trip?

\_\_\_\_\_

2. What was wrong with Dave?

\_\_\_\_\_

3. What do they need for their flashlight?

\_\_\_\_\_

4. What don't they need to bring?

\_\_\_\_\_





**Conjunction: "so"**

We use **so** to show a result of something.

I had a cold **so** I didn't go to school.  
We are going kayaking **so** you need to bring a towel.

**b. Match the two halves of the sentences.**

1. We need to bring flashlights	•	A. so you should bring some bottled water.
2. We should bring jackets	•	B. so we can see at night.
3. They don't have water at the campsite	•	C. so you need to bring some boots.
4. We are going hiking	•	D. so you can eat lunch.
5. You need to bring some food	•	E. so you can read at night.
6. You should take a book	•	F. so we don't get cold.

**c. Look at the table and write Tim's answers.**

ITEMS TO BRING	REASONS
a tent	have somewhere to sleep
bottled water	don't get thirsty
jackets	don't get cold
comic books	have something to read
food	don't get hungry
money	can buy presents

**Jan:** Should we bring a tent?  
**Tim:** 1. Yes, we should so we have somewhere to sleep.  
**Jan:** Should we bring bottled water?  
**Tim:** 2. \_\_\_\_\_  
**Jan:** Should we bring jackets?  
**Tim:** 3. \_\_\_\_\_  
**Jan:** Should we bring comic books?  
**Tim:** 4. \_\_\_\_\_  
**Jan:** Should we bring food?  
**Tim:** 5. \_\_\_\_\_  
**Jan:** Should we bring money?  
**Tim:** 6. \_\_\_\_\_

**d. Now, practice the conversation with your partner.**

**Pronunciation**



a. Focus on the /ou/ sound.

b. Listen to the words and focus on the underlined letters.

soap pillow phone

c. Listen and repeat.

d. Read the words with the correct sound to a partner.

**Practice**

a. Practice the conversation. Swap roles and repeat.

Toby: What do we need for the trip?  
 Emma: We need to bring a flashlight so we can see at night.  
 Toby: Should we bring bottled water so we don't get thirsty?  
 Emma: No. They have water there.  
 Toby: Okay, what else do we need to bring?  
 Emma: We need to bring sleeping bags so we don't get cold at night.  
 Toby: Sorry, did you say we need sleeping bags?  
 Emma: Yes, that's right.

tent/cell phone  
 have somewhere to stay/can call our parents  
 food/toys  
 hungry/bored  
 There's a restaurant/There's lots to do  
 jackets/books  
 don't get cold/can read at night  
 jackets/books

b. Practice with your own ideas.

**Speaking Preparing for an Overnight Adventure**

a. You're preparing for a camping trip to Cát Tiên National Park. Work in pairs. Look at the list and choose the five most important items to bring with you and give reasons why.

Ask for confirmation.

What do we need to bring for our camping trip?

We need to bring bottled water so we don't get thirsty.

Should we bring a tent so we have somewhere to stay?

Yes, good idea.

## OVERNIGHT ADVENTURE

- bottled water
- cell phone
- soap and shampoo
- tent
- food
- jacket
- sunglasses
- sleeping bags
- pillows
- flashlight and batteries
- toilet paper
- comic books
- money
- toys
- candies
- towels

ITEMS TO BRING	REASONS
bottled water	don't get thirsty

b. Join another pair and compare your lists. Did you choose the same things?

Can you...?

- give advice about visiting natural wonders
- read an email giving advice about visiting natural wonders of Vietnam
- write a postcard about a place in your country



**AA** New Words

a. Write the letters in the boxes. Listen and repeat. 

1. highland  **G**
2. beach
3. mountain
4. waterfall
5. bay
6. forest
7. island



b. Discuss what activities you can do at each place. 

You can go swimming and build sandcastles at the beach.

**AA** Listening

a. Listen to Tom talking about places to visit. 

These places are the best for people who like: doing sports/taking photos.

1. Phú Quốc Island

2. Bay of Fundy

3. Mount Fuji

b. Now, listen and number. 

- You can go there by train or bus.
- You should go there between November and April.
- You should go there between December and January.
- You can go there by car or bus.


4. Black Forest

**Key** Useful Language

Listen then practice. 

Where should I go for my vacation?  
 What's the best way to get there?  
 Should I go in September?

You should go to Phú Quốc Island. It's beautiful.  
 You can go by boat or plane.  
 No, you shouldn't go then because of the rain.



## Reading

a. Read the email and underline the natural wonders of Vietnam.

New message

To: julianstone@frendzmail.com

Subject: Visiting Vietnam

Dear Julian,

I'm so glad you are coming to Vietnam for your vacation. It's beautiful! When you're here, we should travel to see some of Vietnam's natural wonders. Mộc Châu Highland and Cúc Phương National Park are two beautiful places in the north of Vietnam. There are some really pretty villages, huge forests, and amazing waterfalls. We can go to both places by train or bus. We should also go to Phú Quốc Island and Lăng Cô Bay. They have beautiful white sand beaches. We could go scuba diving and snorkeling there. Those places are famous for their delicious seafood, too. We can go to Phú Quốc by plane or boat.

See you soon,

Phúc

SEND

## b. Read and circle "True" or "False."

- |  |            |
|--|------------|
| 1. Mộc Châu Highland and Cúc Phương National Park are in the south of Vietnam. | True/False |
| 2. You can go to Mộc Châu Highland by bus or train.                            | True/False |
| 3. If you love the beach, you should go to Phú Quốc Island or Lăng Cô Bay.     | True/False |
| 4. You can't eat seafood in Phú Quốc Island.                                   | True/False |



## Speaking

### Natural Wonders



a. You want to visit some natural wonders. Read the information about the places below. Student A, answer Student B's questions about Đà Nẵng. Swap roles and repeat with Cameron Highlands.

#### ĐÀ NẴNG, VIETNAM

#### CAMERON HIGHLANDS, MALAYSIA

go rock climbing, go swimming, go snorkeling	visit waterfalls and gardens, go camping, go hiking
should go between January and March, dry	should go between February and April, dry
bus, train, or plane	bus or car

b. Discuss two places to visit and things to do in your country.



## Writing

a. Read the postcard and fill in the blanks using the sentences (A-E).

POSTCARD

Hi, Justin,

(1) D

There are some really beautiful beaches in Cornwall and they're very easy to get to. You should come here for your summer vacation!

(2) \_\_\_\_\_ There are a lot of lovely forests and rivers. You could go fishing there.

(3) \_\_\_\_\_ I'm glad I brought a lot of T-shirts and shorts.

(4) \_\_\_\_\_ You should try Cornish ice cream. It's really great!

I'll see you next week.

(5) \_\_\_\_\_



Justin Brown  
3 Newport Street  
Hollywood  
FL 33025

- A. The food is pretty good.
- B. The weather is hot here.
- C. Devon is great, too.
- D. I'm having a fantastic vacation in the UK.
- E. Emily

b. Answer the questions, then write a postcard to give advice about a place in your country. Write 50 to 60 words.

- |  |                           |
|--|---------------------------|
| 1. Where should your friend visit for their next vacation? | 2. What can you do there? |
| 3. How's the weather there?                                | 4. How's the food there?  |

# Houses in the Future

**LESSON 1**

**Can you...?**

- compare homes now and in the future
- use the Future Simple
- use indefinite quantifiers

**Conversation Skill:** Showing you don't understand




**New Words**

**a. Fill in the blanks. Listen and repeat.**



in a city      underground      ~~under the sea~~      on the sea



smart home  
megacity  
earthscraper  
eco-friendly home

- \_\_\_\_\_ – a very large city with more than ten million people living there
- \_\_\_\_\_ – a big apartment building under the ground
- \_\_\_\_\_ – a house with a computer to run it
- \_\_\_\_\_ – a house which is friendly to the environment

**b. Discuss where the people below should live.**



- Mary – likes being close to stores, movie theaters, and schools
- David – loves using technology
- Jane – likes quiet places

I think Mary should live in a megacity.

**Listening**

**a. Listen to a student talking to their professor.**

Is the student excited about houses in the future?



Yes/No

**b. Now, listen and write "Yes" or "No."**



- Many people will live in megacities. \_\_\_\_\_
- Many people will live in smart homes. \_\_\_\_\_
- Computers will control things in some homes. \_\_\_\_\_
- Lots of people will live in the country. \_\_\_\_\_

**Conversation Skill**

**Showing you don't understand**

To show you don't understand what you heard, say:

*Sorry, I don't understand.*

*Sorry, what do you mean?*

**Listen and repeat.**





### Future Simple

We use the **Future Simple** and "think" to give our ideas about the future.

I/You/We/They **think** people **will** live in megacities.

He/She/It **thinks** people **will** live in megacities.

I/You/We/They **don't think** people **will** live in megacities.

He/She/It **doesn't think** people **will** live in megacities.

I/You/He/She/It/We/You/They **won't** live in a megacity.

**What do you think** homes **will** be like?

I **think** people **will** live in smart homes.

### Indefinite quantifiers

We use **indefinite quantifiers** before nouns to show the amount or quantity if we don't know exactly how much there is or how many there are.

With countable nouns, we can use:

small quantities: **a few/some**

large quantities: **many/lots of/a lot of**

I think **a few** people will live **underground**.

I think **many** people will live **under the sea**.

### b. Write sentences in Future Simple using the prompts.

- 1. you/think/lots/people/live/smart homes?
- 2. what/you think homes/be like?
- 3. I think/lot of/people/live/megacities.
- 4. you/think/people/live/earthscrapers?
- 5. I think/some people/live in eco-friendly homes.
- 6. where/you/think/people/live?

Do you think lots of people will live in smart homes?

---



---



---



---



---

### c. Write sentences using the survey notes.

- 1. I think some people will live in earthscrapers.
- 2. Max thinks
- 3. \_\_\_\_\_
- 4. \_\_\_\_\_
- 5. \_\_\_\_\_

### Survey notes:

Me: some/earthscrapers

Max: a few/smart homes

Jess: a lot/under the sea

Mom and Dad: many/megacities

Grandpa: lots of/in the country

### d. Now, practice saying the sentences with your partner.

**Pronunciation**



a. Focus on the final /z/ sound.

b. Listen to the words and focus on the underlined letters.

*megacities*   *homes*   *earthscrapers*

c. Listen and repeat.

d. Read the words with the correct sound to a partner.

**Practice**

a. Practice the conversation. Swap roles and repeat.

Emma: Where do you think people will live in the future?

Mark: I think a lot of people will live in megacities.

Emma: Anywhere else?

Mark: I think some people will live in homes on the sea.

Emma: What do you think homes will be like?

Mark: I think they will be smart homes.

Emma: Sorry, I don't understand.

Mark: You know. Computers will control things in smart homes.

Where?	What/like?
• under the sea	• smart homes
• by rivers	• eco-friendly homes
• in cities in the sky	• earthscrapers
• underground	

b. Practice with your own ideas.

**Speaking** **What Will Homes Be Like in the Future?**

a. You're interviewing an expert about homes in the future. Work in pairs. Student A, interview the future home expert and make notes. Student B, you're the expert. Answer the questions. Swap roles and repeat.

Show you don't understand some points.

Where do you think people will live in the future?

I think...

Notes:

---



---



---



---




---



---



---



b. Join another pair. Discuss where you'd like to live in the future. Ask them to explain anything you don't understand.

Can you...?

- describe similarities and differences between homes now and in the future
- use "might" for future possibilities



**New Words**

a. Number the pictures using the definitions. Listen and repeat.



1. A **smart device**, like a TV or a mobile phone, is a machine with a computer inside it.
2. A **drone** is a flying machine. It can carry things.
3. I use my phones by touching the **screen**.
4. A **3D printer** can make all kinds of objects.
5. An **automatic food machine** will make anything you want to eat.
6. Get a **robot helper** to do your washing and cleaning at home.

b. Say what smart devices you have in your home.

I have a smart TV.

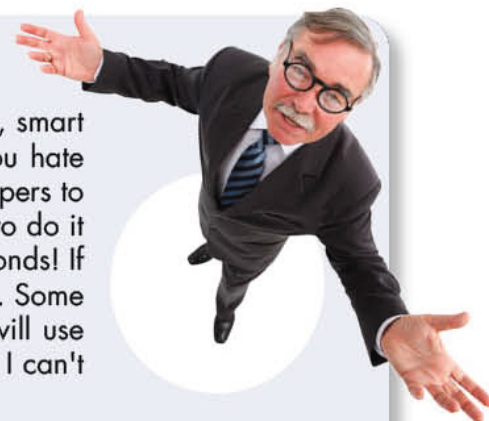
**Reading**

a. Read the article about homes in the future. Is Professor Rendall excited about the future? Yes/No

## The Future is Smart!

by Professor Rendall

Do you have a smart device, like a mobile phone or a TV? In the future, smart technology will be everywhere and it will make our lives easier. Do you hate washing and cleaning? I know I do! Well, soon we might have robot helpers to do the housework! Don't like cooking? Buy an automatic food machine to do it for you. Touch the screen to choose your meal and it will be ready in seconds! If you want new clothes or furniture, get a 3D printer to make them for you. Some companies already make deliveries using drones. But soon, everyone will use them. The sky will be full of these little machines. The future is smart and I can't wait for it!



b. Read the article again and answer the questions.

1. Does Professor Rendall enjoy cleaning? \_\_\_\_\_
2. What should people buy when they don't like cooking? \_\_\_\_\_
3. What technology do some companies use today? \_\_\_\_\_



**Might**

We use "might" to say that something is possible in the future.

I/You/He/She/It/We/You/They **might** have robot helpers.

I/You/He/She/It/We/You/They **might not** have robot pets.

How **might** homes change in the future? Do you think we will have **automatic food machines**?

We **might** do.

b. Fill in the blanks using "might" and a verb from the box.

~~make~~

shop

live


change

have

- Automatic food machines \_\_\_\_\_ might make \_\_\_\_\_ all our food.
- We \_\_\_\_\_ in smart homes.
- We \_\_\_\_\_ smart doors.
- We \_\_\_\_\_ online and drones will deliver our food.
- How \_\_\_\_\_ homes \_\_\_\_\_ in the future?

c. Unscramble the sentences.

- robot helpers./might/we/have/the future,/In  
In the future, we might have robot helpers.
- homes/change/How/in/future?/might/the  
\_\_\_\_\_
- pets./In/robot/might/we/future,/the/have  
\_\_\_\_\_
- have/doors/might/future,/In/cameras./the  
\_\_\_\_\_
- devices/have/In/smart/not/screens./might/the/future,  
\_\_\_\_\_



d. Now, practice saying the sentences with your partner.



### Pronunciation

Sounds

a. Focus on the /t/ sound.

c. Listen and repeat.

d. Read the words with the correct sound to a partner.

b. Listen to the words and focus on the underlined letters.

printer computer robot



### Practice

a. Ask and answer.

How will homes change in the future?

Now, we cook food. In the future, we might have automatic food machines.



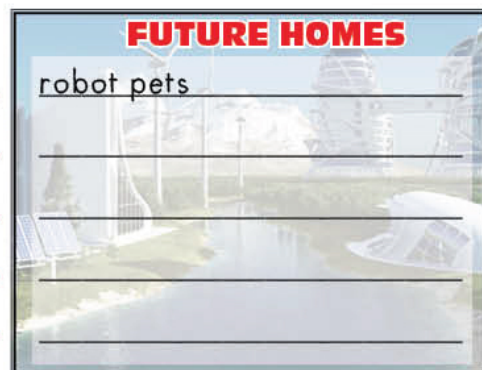
b. Practice with your own ideas.



### Speaking

## Homes of the Future

a. You're planning an article for *Teen World Magazine* on how homes will be different in the future. Discuss and choose four differences you want to write about. Note them below.



b. Compare your answers with another pair. Did you choose the same things?

Unit 9 **PHYSICS**  
**Houses in the Future**

**LESSON 3**

**Can you...?**

- talk about life on the Moon
- read an article about life on a space station
- write a paragraph about life on the Moon



**New Words**

a. Fill in the blanks. Listen and repeat.



gravity      lock      float      spacesuit  
 the Moon      astronaut      space station      the Earth

1. Things fall to the ground on Earth because of this. \_\_\_\_\_ gravity \_\_\_\_\_
2. This is special clothing to wear in space. \_\_\_\_\_
3. This means to move slowly on water, in the air, or in space. \_\_\_\_\_
4. You do this to shut a door with a key. \_\_\_\_\_

5



\_\_\_\_\_

6



\_\_\_\_\_

7



\_\_\_\_\_

8



\_\_\_\_\_

b. Would you like to visit a space station? Why (not)?



**Listening**

a. Listen to Major Tomkins, an astronaut, talking about life on a space station. What's the question people ask him the most?



b. Now, listen and fill in the blanks.



1. The first question was from a \_\_\_\_\_ from Vietnam.
2. Major Tomkins says the stars, the Moon, and the \_\_\_\_\_ look beautiful.
3. Lily is from \_\_\_\_\_.
4. Astronauts have to lock their sleeping bags to the wall because there's no \_\_\_\_\_ in space.



**Useful Language**

Listen then practice.



How do you use a toilet in space?  
 Why?

I have to use a special toilet.  
 Because everything floats in space.



Reading

a. Read the article and fill in the blanks.

float astronauts space station gravity

ASTRONAUTS' DAILY LIFE Sheldon Levine, October 21

Astronauts' lives are very different on a (1) space station. They cannot have showers because there is no (2) and everything floats in space. The (3) have to use soap and wet towels. They have to use a special toilet, too.

Meal times are very different to the ones at home. The astronauts have to eat dried food in bags. They have to sleep in sleeping bags when they are tired. Astronauts tie their sleeping bags to the walls so they don't (4) around. Life in space is not the same as life on Earth.

"DID YOU KNOW?"

On July 23rd, 1980, Phạm Tuân became the first Vietnamese astronaut to go to space.

b. Read and answer the questions.

- 1. Why can't astronauts shower in space?
2. How do astronauts clean themselves in space?
3. What do they eat in space?
4. Why do astronauts tie their sleeping bags to the wall?
5. Who was the first Vietnamese person to go to space?

Because there is no gravity there.
[Blank lines for answers]



Speaking

LIFE ON THE MOON

With a partner, talk about what it might be like living on the Moon. Ask and answer about these things.



FOOD

What food will you eat?

CLOTHES

What clothes might you wear?

TOILET

Will you need to use a special toilet?

JOB

What job might you do?

SLEEP

How will you sleep?

EXERCISE

How will you keep healthy?

BATH

How will you clean yourself?

FREE TIME

What might you do in your free time?



Writing

a. Choose four of the things you talked about in Speaking and note them down.

Four different things about life on the Moon:

[Blank lines for notes]

Life on the Moon

Life will be very different on the Moon.

I might

Living on the Moon will be very different.

b. Now, write a paragraph about life on the Moon using your notes. Write 50 to 60 words.

Can you...?

- identify landmarks in cities around the world
- use First Conditional sentences

**Conversation Skill:** Showing interest



**A New Words** a. Write the letters in the boxes. Listen and repeat.

- A** statue
- museum
- palace
- tower
- opera house
- cathedral
- bridge
- park



b. Think of three famous landmarks in your country. Tell your partner about them.

There's a famous palace called Reunification Palace in Ho Chi Minh City.

**Listening**

a. Listen to Kathryn and Tom talking about a vacation. Are they both going on vacation? Yes/No

b. Now, listen and answer the questions.

- When is the palace busy? \_\_\_\_\_
- Does Kathryn have tickets for the opera? \_\_\_\_\_
- What is near the opera house? \_\_\_\_\_
- Where can Kathryn go if the weather is bad? \_\_\_\_\_



**Conversation Skill**

**Showing interest**

To show you are listening to someone, say:

*Uh huh, I see.* (to show understanding)

*Really?* (to show surprise)

**Listen and repeat.**



### First Conditional

We use the **First Conditional** to talk about real possibilities that might happen in the future.

If the weather's bad, I will watch the ballet.

We will visit the palace if we have time.

If it's snowy, I will not go to the cathedral.

What will you do if the weather's sunny?

### Note

We use **if + Present Simple** to express the condition and **will + bare infinitive** to say the result.

### b. Fill in the blanks with the correct forms of the verbs.

- If I    have    (have) time, I    will go    (go) to the opera house.
- If the weather    (be) cold, I    (watch) kabuki at the Kabukiza Theater.
- I    (not go) to Ueno Park if it    (be) freezing.
- If I    (have) time, I    (visit) the Imperial Palace.
- If the museum    (be) closed, I    (visit) Sensoji Temple.
- If I    (not have) any money, I    (not go) to Tokyo Tower.

### c. Look at Mary's plan and write sentences.

#### Vacation plan

- if rain – café
- if museum (busy) – cathedral
- tower – if opera house (closed)
- if palace (busy) – won't go
- old bridge – if have time

1. If it rains, Mary will go to the café \_\_\_\_\_.
2. \_\_\_\_\_.
3. \_\_\_\_\_.
4. \_\_\_\_\_.
5. \_\_\_\_\_.

### d. Now, practice saying the sentences with your partner.

**Pronunciation**



a. Focus on the /ð/ sound.

b. Listen to the words and focus on the underlined letters.   
the weather there

c. Listen and repeat.   
 d. Read the words with the correct sound to a partner.

**Practice**

a. Practice the conversation. Swap roles and repeat.

Mary: What are you going to do for your vacation?  
 Tom: I'm going to visit the Sydney Opera House.  
 Mary: What else will you do?  
 Tom: If I have time, I'll visit the Sydney Harbor Bridge.  
 Mary: What will you do if the weather's cold?  
 Tom: If the weather's cold, I'll visit the Australian Museum.



b. Practice with your own ideas.

Show interest so your partner will say more!

**Speaking**

**Famous Landmarks in London**

a. You're going to London for a day and want to visit three places. Tick (✓) three landmarks you would like to go, then ask three friends where they're going to visit.

THE TOP

# London

## LANDMARKS

TEEN WORLD

	BIG BEN	HYDE PARK	TOWER BRIDGE	BUCKINGHAM PALACE	ST. PAUL'S CATHEDRAL	THE BRITISH MUSEUM
Me	<input type="radio"/>	<input type="radio"/>	<input type="radio"/>	<input type="radio"/>	<input type="radio"/>	<input type="radio"/>
_____	<input type="radio"/>	<input type="radio"/>	<input type="radio"/>	<input type="radio"/>	<input type="radio"/>	<input type="radio"/>
_____	<input type="radio"/>	<input type="radio"/>	<input type="radio"/>	<input type="radio"/>	<input type="radio"/>	<input type="radio"/>
_____	<input type="radio"/>	<input type="radio"/>	<input type="radio"/>	<input type="radio"/>	<input type="radio"/>	<input type="radio"/>

b. What will you do if you have more time or if it rains? Discuss and answer the questions.

What will you do if the weather's bad?

If the weather's bad, I'll stay in the hotel.

Can you...?

- compare features of cities around the world
- use comparative and superlative adjectives




**New Words**

a. Fill in the blanks with "shopping mall," "building," or "amusement park."

Listen and repeat.



amusement park



b. Circle the correct definitions for the underlined words. Listen and repeat.

- Landmark 81 is a really modern building. They finished it last year.
  - new
  - old
- The shopping mall is always crowded on Sundays. Many people like to go shopping then.
  - having a lot of people
  - having very few people
- I like walking early in the morning. There are no cars or people. It is very peaceful.
  - loud and exciting
  - quiet and calm
- The amusement park is always noisy. You can hear music and people shouting.
  - quiet
  - loud

c. Use the adjectives in Task b. to talk about where you live.

The shopping mall is always crowded.

Yeah. It's sometimes noisy, too.

**Reading**

Read the article comparing Singapore and Kuala Lumpur and write "True" or "False."

## Singapore or Kuala Lumpur? Which City Is Best for You?



Mary Clark, May 5

I recently traveled to two fantastic cities. Kuala Lumpur and Singapore have many differences but they are both great places to visit. So what do you do when you only have time to visit one? Here are some points to help you.

There is a lot to see and do in both cities. Kuala Lumpur is bigger and you might need to travel quite far to get to some attractions. Both have many shopping malls but Singapore has more amusement parks.

I think Singapore is more modern than Kuala Lumpur in some ways. The public transportation system is fast and comfortable. Malaysian buses and trains can be very crowded.

One of the best things about Asian countries is their food. Both cities have many tasty dishes, but in my opinion, food in Kuala Lumpur is cheaper. Now, you know the differences, which city is best for you?



- Singapore is very different from Kuala Lumpur. False
- Kuala Lumpur has more shopping malls and amusement parks than Singapore. \_\_\_\_\_
- Public transportation in Singapore is more modern. \_\_\_\_\_
- Eating in Kuala Lumpur is cheaper. \_\_\_\_\_



**Comparative and superlative adjectives**

- We use comparative adjectives to compare two things.
- We use superlative adjectives to say that the subject has more of something or is better than any other thing.

Kind of adjective	Comparative	Superlative
1 syllable	<b>Add ER</b> clean – cleaner	<b>Add -est</b> the cleanest
1 syllable ending in "e"	<b>Add R</b> nice – nicer	<b>Add -st</b> the nicest
1 syllable ending in consonant-vowel-consonant	<b>Double the last consonant, add -er</b> hot – hotter	<b>Double the last consonant, add -est</b> the hottest
two or more syllables	<b>Add MORE</b> modern – <i>more</i> modern	<b>Add MOST</b> the <i>most</i> modern
two syllables ending in "y"	<b>Remove the "y", add -ier</b> dirty – dirtier	<b>Remove the "y", add -iest</b> the dirtiest
exceptions	good – better, bad – worse, fun – more fun	the best, the worst, the most fun

**b. Fill in the blanks.**

Adjectives	Comparatives	Superlatives
exciting	1. <u>more exciting</u>	the most exciting
old	older	2. _____
cheap	3. _____	4. _____
expensive	more expensive	5. _____
boring	more boring	6. _____
peaceful	7. _____	the most peaceful
crowded	8. _____	the most crowded
noisy	9. _____	10. _____



**c. Fill in the blanks.**

1. Tokyo is <u>bigger</u> (big) than London.
2. Ho Chi Minh City is _____ (crowded) city in Vietnam.
3. Janet thinks that Vienna is _____ (peaceful) than Barcelona.
4. The _____ (cold) city in the world is in Russia.
5. Luke thinks Rio de Janeiro is _____ (modern) than Caracas.





**d. Now, compare your city with another city. Share with your partner.**

My city is \_\_\_\_\_ than \_\_\_\_\_.

**Pronunciation**

**Word Stress**

- a. Do not change the stressed positions when adding "-er."
- b. Listen to the words and focus on the underlined letters. 
- c. Listen and cross out the one with the wrong word stress. 
- d. Read the words with the correct stress to a partner.

dirty      noisy

**Practice**

a. In threes, practice the conversation. Swap roles and repeat.

**Sarah:** Let's go to Đà Nẵng.

**Jane:** No, let's go to London.

**Tom:** I like hot weather. Which city is hotter?

**Sarah:** Đà Nẵng's hotter than London.

**Tom:** OK, which city is more interesting?

**Jane:** I think London is more interesting than Đà Nẵng.

**Tom:** Why?

**Jane:** London has more museums than Đà Nẵng.

**Tom:** What about food?



**Sarah:** I think food is cheaper in Đà Nẵng than in London.

**Tom:** Đà Nẵng sounds great!



b. Practice with your own ideas. 


**Speaking A Free Vacation**

a. You won a free vacation for three people. You can go to New York City or Bali. Work in groups. Students A and B,   **File 9**. Student C, ask questions to find out more about the two places.

**Student C:** Your two friends want to go to two different places. Ask them about these things.

- the weather
- things to do
- breakfast
- places to go
- hotel prices



b. Compare the two places, then decide where to go. 

We're going to...because...

**Can you...?**

- compare cities using superlatives
- read an article about the Vietnamese capital
- write a paragraph about a city



**New Words**

a. Fill in the blanks. Listen and repeat.



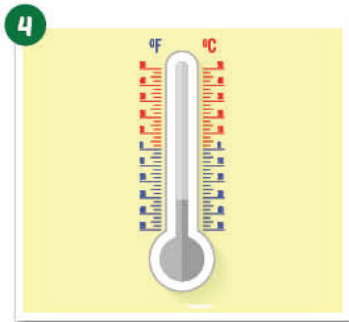

polluted  
expensive

clean  
cheap

populated  
temperature



clean



b. Use the words in Task a. to talk about a place you know.

Our city is very clean.  
That's why I like it.

Yeah. It's cheap, too.

**Listening** a. Listen to two students talking about some cities and circle the correct answer.


Kayla's project is about comparing...

- a. cities in the USA.      b. cities around the world.      c. countries.



b. Listen and circle "True" or "False."

- The most populated city in the USA is Los Angeles. True/False
- In 2019, nearly 9 million people lived in New York. True/False
- Buford City is the smallest city in the USA. True/False
- The most expensive city is San Francisco. True/False



**Useful Language** Listen then practice.

Tokyo is the most **populated** city in Japan.  
Utashinai is the **smallest** city in Japan.



## Reading

a. Read the article and choose the best headline.

### 1. Hanoi's Beautiful Landmarks

### 2. Hanoi Travel Guide

### 3. Hanoi's Rich History

Tom Blake, June 15

Hanoi is the capital city of Vietnam. Over eight million\* people live in Hanoi and it is the second most populated city in the country. The weather is not as hot as in the south and the coolest time of year is from September to November. This is one of the best times to visit. Hanoi is one of the oldest cities in Vietnam and has a long and interesting history. You can see many beautiful traditional Vietnamese and French buildings around the capital. Hanoi also has the most universities in Vietnam and you will find students from all around the country studying there. Although some restaurants are expensive in Hanoi, you can eat great food for a good price. You should definitely visit Hanoi when you come to Vietnam.



(\*) as of 2019

b. Read and answer the questions.

1. How many people live in Hanoi?
2. When should you visit Hanoi?
3. What styles of buildings can you see in Hanoi?
4. Are all restaurants expensive in Hanoi?

Over eight million people.



## Speaking

## CITIES AROUND THE WORLD

a. Look at the table and compare the cities using superlatives and comparatives.

Tokyo is the most expensive city.

Cape Town is colder than Đà Nẵng.



Show interest so your partner will say more!

City	Cape Town, South Africa	Tokyo, Japan	London, the UK	Đà Nẵng, Vietnam
Size	2,461 km <sup>2</sup>	2,194 km <sup>2</sup>	1,572 km <sup>2</sup>	1,285 km <sup>2</sup>
Population (2019)	4.5 million	13.9 million	8.98 million	1.1 million
Average temperature	16.2 °C	13.8 °C	11.1 °C	25.8 °C
Pollution level* <i>0 = cleanest, 500 = dirtiest</i>	11.2	11.7	11.4	25.9
Cost of living index** <i>0 = cheapest, 100 = most expensive</i>	43.17	88.45	81.4	39.64

(\*) 2019 World Air Quality Report, IQAir  
(\*\*) Cost of Living Index by City 2019, Numbeo

b. Compare your city with the cities in the table.



## Writing

Write a paragraph about Seoul (using the notes) or a city you know.  
Write 50 to 60 words.

### Seoul

**Where it is:** South Korea. Capital city, most populated in South Korea

**Weather:** hot summers and cold winters

**Famous for:**

- modern buildings, palaces, old houses
- shopping malls

**Other interesting facts:**

- home of some of the biggest companies in the world
- many South Korean actors and singers live there

---

---

---

---

---


---

---

---

# Unit 1 Review

- In this lesson, you'll review...
- home, family members, and housework
  - towns, cities, and villages

**Listening** You will hear Jack talking to a friend about his family. What housework do Jack's family members do? For each question, write a letter (A–H) next to each person. You will hear the conversation twice. 

Example:		Housework
0. uncle	<input checked="" type="checkbox"/> C	A do the laundry B make breakfast <del>C make dinner</del> D make lunch E do the dishes F do the shopping G clean the kitchen H clean the living room
<b>People</b>		
1. mother	<input type="checkbox"/>	
2. father	<input type="checkbox"/>	
3. sister	<input type="checkbox"/>	
4. brother	<input type="checkbox"/>	
5. Jack	<input type="checkbox"/>	

**Reading** Read about the three places. Choose the correct answer (A, B, or C).

Example:

0. Which place has lots of stone bridges?

0	<input checked="" type="checkbox"/> A	<input type="checkbox"/> B	<input type="checkbox"/> C
---	---------------------------------------	----------------------------	----------------------------

- Which place has nice parks?
- Which place has the most people?
- Which place is famous for a show?
- Which place is good for taking a walk?
- Which place is by the sea?

Answer:

1	<input type="checkbox"/> A	<input type="checkbox"/> B	<input type="checkbox"/> C
2	<input type="checkbox"/> A	<input type="checkbox"/> B	<input type="checkbox"/> C
3	<input type="checkbox"/> A	<input type="checkbox"/> B	<input type="checkbox"/> C
4	<input type="checkbox"/> A	<input type="checkbox"/> B	<input type="checkbox"/> C
5	<input type="checkbox"/> A	<input type="checkbox"/> B	<input type="checkbox"/> C

## Beautiful Places in the World

**A.** Lijiang is a city in the south of China. About 1.2 million people live there. It has many small canals and stone bridges. Many people visit Lijiang to see the dancing and singing show on Jade Dragon Snow Mountain.

**B.** Austin is a city in the south of the USA. About 950 thousand people live there. There are lots of beautiful parks in Austin. People enjoy walking or cycling in the parks or along the river.

**C.** Sydney is a city in the southeast of Australia. It is the largest city in the country. About 5.2 million people live there. There are many nice beaches in Sydney. It is a great place to go swimming and surfing.

**Vocabulary**

Fill in the blanks with words from the unit. The first letter is already there.

1. I like sitting outside on my balcony when it's hot.
2. North, East, South, and W are the four cardinal points of the compass.
3. After eating dinner, I do the d.
4. I live in the countryside. My v is very small. It only has a few houses and one store.
5. My house has a very big y. I like playing soccer there with my friends.

**Grammar**

Underline the mistake in each sentence. Write the correct word on the line.

1. What are Manchester famous for?
2. My house have a balcony and a garage.
3. I do lots of housework! I cleaning the bedroom on the weekend.
4. Do your family have a car?
5. What housework does you do?
6. My sister and I don't making the dinner.
7. There is two seasons: the dry season and the rainy season.

\_\_\_\_\_ is \_\_\_\_\_

\_\_\_\_\_

\_\_\_\_\_

\_\_\_\_\_

\_\_\_\_\_

\_\_\_\_\_

\_\_\_\_\_

**Pronunciation**

Circle the word that has the underlined part pronounced differently from the others.

- |                        |                             |                   |                    |
|------------------------|-----------------------------|-------------------|--------------------|
| 1. A. <u>s</u> ister   | B. h <u>i</u> s             | C. <u>p</u> olice | D. s <u>i</u> x    |
| 2. A. k <u>i</u> tchen | B. v <u>e</u> getable       | C. e <u>g</u> g   | D. m <u>e</u> n    |
| 3. A. <u>c</u> ake     | B. v <u>i</u> llage         | C. m <u>a</u> ke  | D. p <u>a</u> per  |
| 4. A. <u>b</u> us      | B. <u>f</u> un              | C. <u>s</u> unny  | D. b <u>u</u> sy   |
| 5. A. <u>w</u> omen    | B. s <u>p</u> ring          | C. g <u>y</u> m   | D. s <u>k</u> i    |
| 6. A. m <u>a</u> chine | B. d <u>i</u> nn <u>e</u> r | C. f <u>i</u> sh  | D. s <u>i</u> nger |

## Review

In this lesson, you'll review...

- school subjects and school activities
- famous books

**Listening** You will hear five short conversations. You will hear each conversation twice. There is one question for each conversation. For each question, choose the correct answer (A, B, or C). 

Example:

0. What subject does Sally like?



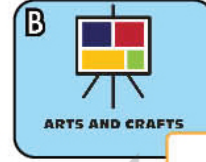
2. What's Mark's favorite subject?



4. What subject does Mark not like?



1. What club does Sally want to sign up for?



3. What club will Mark sign up for?



5. What outdoor activity does Sally like?



**Reading** Read the text. Choose the correct answer (A, B, or C).

I really like art, English, and literature. They're really interesting and can be fun. I don't like math, geography, or science. They're boring. My favorite subject at school is literature. I like learning about stories of people from different places and times. My favorite book is *The Secret Garden*. The author is Frances Hodgson Burnett. The girl in the novel, Mary Lennox, goes to live at her uncle's house and discovers a secret garden. She becomes friends with Dickon and her cousin Colin Craven. They often play together and take care of the garden. It's a very interesting story and I really love their friendship.

Example: 0. What subjects does Simon like?

- A. math, geography, and science  
B. art, English, and literature  
C. He likes all of them.

Answer:

0	A <input type="checkbox"/>	B <input checked="" type="checkbox"/>	C <input type="checkbox"/>	1	A <input type="checkbox"/>	B <input type="checkbox"/>	C <input type="checkbox"/>	3	A <input type="checkbox"/>	B <input type="checkbox"/>	C <input type="checkbox"/>
				2	A <input type="checkbox"/>	B <input type="checkbox"/>	C <input type="checkbox"/>	4	A <input type="checkbox"/>	B <input type="checkbox"/>	C <input type="checkbox"/>

1. Why does Simon like these subjects?

- A. They're interesting.  
B. He is good at them.  
C. They're exciting.

2. What is Simon's favorite subject?

- A. English  
B. literature  
C. math

3. Who's the author of Simon's favorite book?

- A. Mary Lennox  
B. Frances Hodgson Burnett  
C. Colin Craven

4. Why does Simon like the novel?

- A. He likes mystery novels.  
B. It has many fun adventures.  
C. He likes the children's friendship.

sign up	history	geography	fantasy
novel	drama club	literature	arts and crafts

1. My favorite subject is history. I like learning about people in the past.
2. *Harry Potter* is a famous \_\_\_\_\_ series. Many people love the magical world in the books.
3. There are many \_\_\_\_\_ projects before the holidays. You can learn how to make beautiful cards and decorations.
4. Her first \_\_\_\_\_ is about her childhood in the south of India. Many people, especially girls and women, love it because they can see themselves in her story.
5. Why don't you \_\_\_\_\_ for an outdoor activity? Being outdoors is great for your health.
6. Matt doesn't like \_\_\_\_\_. He thinks all the books he has to read in the class are boring.
7. We learn about different countries in \_\_\_\_\_ class.
8. The \_\_\_\_\_ is looking for actors for their new play.

1. I like art, English, and/or music.
2. What's your favorite subject? *Mine*/*Yours* is biology.
3. Do you like *play*/*playing* sports?
4. The book's *by*/*on* Harper Lee.
5. I think the book *is*/*are* very exciting.
6. I like *dancing*/*danceing*. I want to sign up for a dance class.
7. Do you know where my bag is?  
Hmm, is that *mine*/*yours*?
8. I don't like *draw*/*drawing*.




1. A. drama      B. baseball      C. suggest      D. subject
2. A. literature      B. biology      C. activity      D. geography
3. A. music      B. soccer      C. physics      D. indoor
4. A. fantasy      B. history      C. favorite      D. adventure
5. A. novel      B. decide      C. author      D. science

In this lesson, you'll review...

- people's appearance and character
- activities friends do together

 **Listening**

You will hear Jenny and Tom talking about their brothers and sisters. For each question, choose the correct answer (A, B, or C). You will hear the conversation twice.  65

Example:

0. Tom's brother is
- |           |                                     |
|-----------|-------------------------------------|
| A. tall.  | <input checked="" type="checkbox"/> |
| B. shy.   | <input type="checkbox"/>            |
| C. short. | <input type="checkbox"/>            |

2. Tom's brother is
- |              |                          |
|--------------|--------------------------|
| A. kind.     | <input type="checkbox"/> |
| B. lazy.     | <input type="checkbox"/> |
| C. friendly. | <input type="checkbox"/> |

4. Jenny's sister has
- |                |                          |
|----------------|--------------------------|
| A. short hair. | <input type="checkbox"/> |
| B. brown hair. | <input type="checkbox"/> |
| C. long hair.  | <input type="checkbox"/> |

1. Tom's brother is wearing
- |                     |                          |
|---------------------|--------------------------|
| A. a blue T-shirt.  | <input type="checkbox"/> |
| B. glasses.         | <input type="checkbox"/> |
| C. a green T-shirt. | <input type="checkbox"/> |

3. Jenny's sister is
- |           |                          |
|-----------|--------------------------|
| A. tall.  | <input type="checkbox"/> |
| B. slim.  | <input type="checkbox"/> |
| C. short. | <input type="checkbox"/> |

5. Jenny's sister is
- |                          |                          |
|--------------------------|--------------------------|
| A. kind and helpful.     | <input type="checkbox"/> |
| B. kind and friendly.    | <input type="checkbox"/> |
| C. friendly and helpful. | <input type="checkbox"/> |

 **Reading**

Read the text. Choose the best word (A, B, or C) for each space.

### MY NEW FRIEND

Kim is a new girl in my class. We're friends now. Kim is tall with (0) \_\_\_\_\_ blond hair and blue eyes. We (1) \_\_\_\_\_ badminton together after school. At school, she always wears a uniform but today is Saturday so she is (2) \_\_\_\_\_ a yellow T-shirt and pink sneakers. I think Kim is very funny and kind, and she thinks (3) \_\_\_\_\_ other people. We are going shopping at the mall this afternoon because she's (4) \_\_\_\_\_ a party tonight. After that, we are making pizza for the party and watching TV. Tomorrow we are (5) \_\_\_\_\_ swimming at the beach.

Example:

- |               |            |            |
|---------------|------------|------------|
| 0. A. tall    | B. slim    | C. long    |
| 1. A. play    | B. playing | C. plays   |
| 2. A. wear    | B. wears   | C. wearing |
| 3. A. about   | B. to      | C. for     |
| 4. A. making  | B. doing   | C. having  |
| 5. A. playing | B. going   | C. doing   |

Answer:

0	<input type="checkbox"/> A	<input type="checkbox"/> B	<input checked="" type="checkbox"/> C
---	----------------------------	----------------------------	---------------------------------------

1	<input type="checkbox"/> A	<input type="checkbox"/> B	<input type="checkbox"/> C
2	<input type="checkbox"/> A	<input type="checkbox"/> B	<input type="checkbox"/> C
3	<input type="checkbox"/> A	<input type="checkbox"/> B	<input type="checkbox"/> C
4	<input type="checkbox"/> A	<input type="checkbox"/> B	<input type="checkbox"/> C
5	<input type="checkbox"/> A	<input type="checkbox"/> B	<input type="checkbox"/> C

**Vocabulary** Write the correct words from the unit on the lines. The first letter is already there.

1. This kind of person thinks about other people all the time.
2. This is a big building with a lot of shops, restaurants, and cafes.
3. People often have one for their birthday.
4. This is a sport we play with a racket and a shuttlecock.
5. This is when someone's color hair is yellow.
6. This kind of person doesn't like doing housework or schoolwork.
7. People wear these on their eyes to help them see.

• • • • •	kind
• • • • •	m
• • • • •	p
• • • • •	b
• • • • •	b
• • • • •	l
• • • • •	g

**Grammar** Circle the correct words.

1. What does is she wearing?
2. Hey, Frank, what are you do/doing on Saturday afternoon?
3. What's Hermione like/do?
4. Is/Are she wearing glasses?
5. I'm not/don't having a party this Saturday. It's next week.
6. What does/is Spiderman do?
7. Is she having/have a barbeque tonight?



**Pronunciation** Circle the word that has the underlined part pronounced differently from the others.

- |                        |                      |                     |                    |
|------------------------|----------------------|---------------------|--------------------|
| 1. A. <u>bl</u> ond    | B. <u>v</u> egetable | C. <u>bl</u> ack    | D. <u>bl</u> anket |
| 2. A. <u>l</u> ight    | B. <u>st</u> ripe    | C. <u>sl</u> im     | D. <u>f</u> ine    |
| 3. A. <u>terri</u> ble | B. <u>cab</u> le     | C. <u>syllab</u> le | D. <u>bl</u> ock   |

Circle the word that differs from the other three in the position of primary stress in each of the following questions.

- |                |             |             |            |
|----------------|-------------|-------------|------------|
| 4. A. decide   | B. always   | C. lazy     | D. fishing |
| 5. A. barbecue | B. vacation | C. balcony  | D. average |
| 6. A. sneakers | B. glasses  | C. describe | D. selfish |

# Review

In this lesson, you'll review...

- free time activities
- making plans and giving your opinion
- traditional festivals around the world

**Listening** You will hear two friends talking about festivals. Listen and fill in the blanks. You will hear the conversation twice. 

FESTIVALS	
Where they go first:	0 _____ fashion _____ show
What were pretty:	1 the _____
What Tim thinks are boring:	2 _____
What Lucy thinks of the tug of war:	3 _____
Tim's favorite thing at festivals:	4 _____ performances
Lucy's favorite thing at festivals:	5 _____ shows

**Reading** Look and read. Choose the correct answer (A, B, or C).

Example: 0.



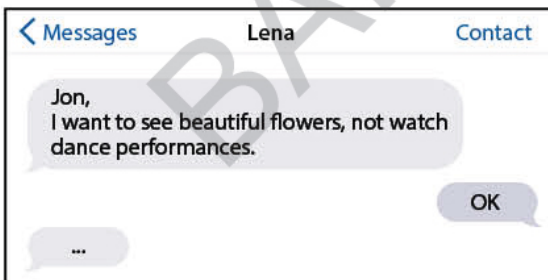
You can't...at Winter Festival.

- A. play games
- B. watch live music
- C. eat

Answer:

0	A	B	C
	<input type="checkbox"/>	<input checked="" type="checkbox"/>	<input type="checkbox"/>

1.



Lena wants to go to a...

- A. music festival.
- B. food festival.
- C. flower festival.

1	A	B	C
	<input type="checkbox"/>	<input type="checkbox"/>	<input type="checkbox"/>
2	A	B	C
	<input type="checkbox"/>	<input type="checkbox"/>	<input type="checkbox"/>
3	A	B	C
	<input type="checkbox"/>	<input type="checkbox"/>	<input type="checkbox"/>

2.



When can you visit the arts festival?

- A. 1 p.m.
- B. 8 p.m.
- C. 3 a.m.

3.



What kind of festival is *The Fat Pig*?

- A. a flower festival
- B. a food festival
- C. an arts festival

**Vocabulary**

Fill in the blanks with the words from the box.



fireworks      get lucky money      eat traditional foods      talent show  
 always      rarely      food stands      never

- I       rarely       eat fast food. I don't like the taste and it often makes me sick.
- My favorite part about *Tết* is to                     . I usually use it to buy new books.
- I think you should participate in the                     . You can dance really well.
- Mary                      waters her flowers before going to school. She waters them every morning.
- I want to check out the                     . All the dishes look very tasty.
- Let's watch                      together. My mom lets us stay up late and you can sleep at my apartment.
- We                      go out after eight. My dad doesn't think it's safe.
- We                      such as *stollen*, a special cake, on Christmas Day.

**Grammar**

Write sentences using the words below.

1. We/decorate/houses/Halloween.

      We decorate our houses for Halloween.      

2. John/sometimes/play video games/his friends/after school.

3. fashion show/start/8 p.m.

4. How/people/prepare/Christmas?

5. How/often/you/go shopping?

6. bus/leave/10 a.m.

**Pronunciation**

Circle the word that has the underlined part pronounced differently from the others.

- A. fashion      B. talent      C. candy      D. lmilkshake
- A. show      B. ow      C. flower      D. own
- A. sometimes      B. fireworks      C. always      D. parades

Circle the word that differs from the other three in the position of primary stress in each of the following questions.

- A. festival      B. decorate      C. important      D. family
- A. location      B. apartment      C. important      D. Halloween
- A. before      B. lucky      C. visit      D. pizza

In this lesson, you'll review...

- language used in clothing stores and restaurants
- food around the world

 **Listening**


You will hear Matt and Amy talking in a restaurant. For each question, choose the correct answer (A, B, or C). You will hear the conversation twice.  67

Example:

- |                        |                   |                                     |                                   |                  |                          |
|------------------------|-------------------|-------------------------------------|-----------------------------------|------------------|--------------------------|
| 0. Matt has a nice new | A. jacket.        | <input checked="" type="checkbox"/> | 1. Matt bought the sunglasses for | A. 12 dollars.   | <input type="checkbox"/> |
|                        | B. shirt.         | <input type="checkbox"/>            |                                   | B. 16 dollars.   | <input type="checkbox"/> |
|                        | C. shorts.        | <input type="checkbox"/>            |                                   | C. 18 dollars.   | <input type="checkbox"/> |
| 2. Amy wants to eat    | A. chicken pasta. | <input type="checkbox"/>            | 3. Matt wants to eat              | A. spaghetti.    | <input type="checkbox"/> |
|                        | B. cake.          | <input type="checkbox"/>            |                                   | B. pizza.        | <input type="checkbox"/> |
|                        | C. salad.         | <input type="checkbox"/>            |                                   | C. a hamburger.  | <input type="checkbox"/> |
| 4. Matt wants to drink | A. coffee.        | <input type="checkbox"/>            | 5. Amy wants to drink             | A. orange juice. | <input type="checkbox"/> |
|                        | B. cola.          | <input type="checkbox"/>            |                                   | B. cola.         | <input type="checkbox"/> |
|                        | C. orange juice.  | <input type="checkbox"/>            |                                   | C. water.        | <input type="checkbox"/> |

 **Reading**








Read the email. Write one word for each blank.

 New message — ↗ ✕

To: anitajones@frendzmail.com

Subject: Dinner on Tuesday?

Hi, Anita,  
 I went to (0) \_\_\_\_\_ food market yesterday. They had lots of different foods from all over the world.  
 I had the *tacos* and (1) \_\_\_\_\_ fried rice. *Tacos* are a kind of sandwich wrap from Mexico. (2) \_\_\_\_\_ are pork, beef, or chicken, and vegetables in a kind of bread, called a *tortilla*. They are really delicious. I asked the waiter (3) \_\_\_\_\_ I could buy some *tortillas* to make my own *tacos*. He told me to (4) \_\_\_\_\_ to the supermarket on Grove Street. I think I'll make spicy chicken *tacos* (5) \_\_\_\_\_ fried beans and salad.  
 Would you like to come to my house on Tuesday to try them?  
 Your friend,  
 Jasmine

**SEND**       

Example:

0	a
---	---

Answer:

1	
2	
3	
4	
5	

**Vocabulary**

Fill in the blanks with words from the unit. The first letter is already there.

1. This sweater is medium size, but I can't wear it. I need a large or extra large size instead.
2. Excuse me. Can you tell me where the c r is? I want to try these jeans on.
3. S a are people who work in shops.
4. In many countries, people leave a t at a restaurant after eating.
5. I love ice cream but I can't eat any d after eating so much pizza.
6. *Phở* is a n dish from Vietnam. I really like it.
7. I don't like to f meat because it's not healthy.

**Grammar**

Fill in the blanks with the words from the box.

an

this

it

those

them

some (x2)

1. Would you like a cookie or an apple?
2. That is a really nice sweater. Do you have                      in blue?
3. These shoes are too expensive. How much are                      shoes over there?
4. We've got juice and milk. Which would you like?  
I'd like                      milk, please.
5. Do you like                      hat here, or that hat over there?
6. I'd like a hamburger and                      orange juice, please.
7. These T-shirts are great. Where can I try                      on?

**Pronunciation**

Circle the word which has the underlined part pronounced differently from the others.

- |                       |                  |                      |                   |
|-----------------------|------------------|----------------------|-------------------|
| 1. <u>A</u> . sticker | B. nice          | C. <u>l</u> ike      | D. <u>b</u> ike   |
| 2. A. <u>m</u> ilk    | B. <u>b</u> ird  | C. <u>e</u> xpensive | D. <u>d</u> ish   |
| 3. A. <u>c</u> andy   | B. <u>g</u> ame  | C. <u>s</u> ale      | D. <u>m</u> ake   |
| 4. A. <u>bl</u> ack   | B. <u>p</u> ants | C. <u>b</u> athroom  | D. <u>d</u> ollar |

Circle the word that differs from the other three in the position of primary stress in each of the following questions.

- |                  |              |              |              |
|------------------|--------------|--------------|--------------|
| 5. A. menu       | B. dessert   | C. money     | D. waiter    |
| 6. A. restaurant | B. vegetable | C. hamburger | D. spaghetti |

# Unit 6 Review

In this lesson, you'll review...

- public services
- saving the environment
- environmental charities

## Listening

You will hear five short conversations. You will hear each conversation twice. There is one question for each conversation. For each question, choose the correct answer (A, B, or C).

Example:

0. You will hear two friends talking about their day. What did they do?

- A. cleaned up their community
- B. played in the park
- C. walked along the river

1. You will hear a teacher talking about a school field trip. What will the class visit?

- A. a factory
- B. a recycling center
- C. a lake

2. You will hear a girl, Emma, talking to her friend. What will Emma donate?

- A. her birthday gifts
- B. money
- C. her old clothes

3. You will hear a girl, Lisa, asking for directions. Where is the post office?

- A. opposite the supermarket
- B. near the police station
- C. between the new hospital and the station

4. You will hear a girl, Jane, talking to her brother. How are they going to help *Goodwill*?

- A. help in a shop
- B. take part in a run
- C. donate old stuff

5. You will hear a man, Mark, asking for directions. Where will he go first?

- A. the mall
- B. the bus station
- C. the library

## Reading

Read the paragraph. Choose the best word (A, B, or C) for each space.

Tom and Jenny are talking about different ways to (0) \_\_\_\_\_ the environment for Earth Day. Jenny says students shouldn't (1) \_\_\_\_\_ food. They should eat everything on their plates. She also thinks everyone should (2) \_\_\_\_\_ trash and put it in the trash can to keep the school clean. Tom (3) \_\_\_\_\_ his water bottle and fills it with water every morning. He also takes his family's (4) \_\_\_\_\_ to the recycling bin because you can recycle metal. He thinks everyone should reuse and (5) \_\_\_\_\_ everything they can. Tom and Jenny are trying their best to protect the environment.



Example:

0. A. donate                      B. take part                      C. protect

1. A. throw away                      B. recycle                      C. clean up

2. A. reuse                      B. pick up                      C. save

3. A. recycles                      B. throws away                      C. reuses

4. A. cans                      B. wildlife                      C. newspapers

5. A. recycling                      B. recycle                      C. recycles

Answer:

0	A	B	C
	<input type="checkbox"/>	<input type="checkbox"/>	<input checked="" type="checkbox"/>

1	A	B	C
	<input type="checkbox"/>	<input type="checkbox"/>	<input type="checkbox"/>

2	A	B	C
	<input type="checkbox"/>	<input type="checkbox"/>	<input type="checkbox"/>

3	A	B	C
	<input type="checkbox"/>	<input type="checkbox"/>	<input type="checkbox"/>

4	A	B	C
	<input type="checkbox"/>	<input type="checkbox"/>	<input type="checkbox"/>

5	A	B	C
	<input type="checkbox"/>	<input type="checkbox"/>	<input type="checkbox"/>



## Vocabulary Match the words with the descriptions.

- |                |   |   |
|----------------|---|---|
| 1. hospital    | • | a. give money, food, clothes, etc. to someone or something  |
| 2. trash       | • | b. Some drinks such as cola come in these metal containers. |
| 3. charity     | • | c. a place where doctors and nurses work                    |
| 4. donate      | • | d. make sure that somebody or something is safe             |
| 5. library     | • | e. a place where you buy stamps and send letters            |
| 6. can         | • | f. an organization for helping people or animals            |
| 7. protect     | • | g. You throw this away.                                     |
| 8. post office | • | h. People can come here to read books for free.             |



## Grammar Circle the correct words.

- Is there a/the post office near here?  
Yes, a/the post office is on Magnolia Street. It's next to the park.
- What do/does WWF do?
- What can I do to help save the environment?  
Recycle/Recycles plastic bottles.
- You can/doesn't donate money.
- The/A library is on Pine Street. There's only one library on that street.
- Don't/Can't use plastic bags.
- The police station is opposite/between the bus station and the post office.
- Where do/are they work?



## Pronunciation Circle the word which has the underlined part pronounced differently from the others.

- |                        |                     |                    |                     |
|------------------------|---------------------|--------------------|---------------------|
| 1. <u>A</u> . customer | B. <u>s</u> ticker  | C. <u>s</u> tudent | D. <u>q</u> uestion |
| 2. A. <u>s</u> tay     | B. <u>l</u> isten   | C. <u>s</u> tudy   | D. <u>s</u> tart    |
| 3. A. <u>s</u> top     | B. <u>c</u> astle   | C. <u>s</u> tation | D. <u>s</u> tamp    |
| 4. A. <u>r</u> ecycle  | B. <u>r</u> eusable | C. <u>a</u> rticle | D. <u>u</u> sually  |
| 5. A. <u>s</u> ingle   | B. <u>p</u> lastic  | C. <u>s</u> imple  | D. <u>b</u> ottle   |
| 6. A. <u>s</u> ocial   | B. <u>p</u> eople   | C. <u>t</u> alk    | D. <u>u</u> seful   |

In this lesson, you'll review...

- suggestions about different kinds of movies
- opinions and information about movies

 **Listening**

You will hear a boy giving a presentation about a movie he saw. Listen and fill in the blanks. You will hear the information twice. 

MOVIE REVIEW PRESENTATION	
Name of movie:	0 <u>My Fantastic Best Friend</u>
Day he watched it:	1 _____
Book by the author:	2 K.J. _____
Movie was:	3 very _____
Movie started at:	4 _____ o'clock
What he liked the most about it:	5 the _____

 **Reading**

Read the movie review. Choose the correct answer (A, B, or C).

## ELIZABETH I: THE GOLDEN AGE



Friday Review by Scott Kerry

I watched the movie *Elizabeth I: The Golden Age* last Thursday with a group of friends. We watched it for a history project we're doing at school. It is a drama about Queen Elizabeth I. She was born in 1533 and became Queen of England in 1558. She was a really strong leader. Her ships won battles against Spanish ships in 1588. Before I watched it, I didn't know if I would like it. I don't like many dramas but this was fantastic. The story of the movie was really interesting and so many exciting things happened. It was great! All my friends loved it too. You really should watch it!

**Example:**

0. When did Scott watch the movie?

- A. Saturday  
B. Wednesday  
C. Thursday

**Answer:**

0	A	B	C	1	A	B	C
	<input type="checkbox"/>	<input type="checkbox"/>	<input checked="" type="checkbox"/>		<input type="checkbox"/>	<input type="checkbox"/>	<input type="checkbox"/>
2	A	B	C	3	A	B	C
	<input type="checkbox"/>	<input type="checkbox"/>	<input type="checkbox"/>		<input type="checkbox"/>	<input type="checkbox"/>	<input type="checkbox"/>
4	A	B	C				
	<input type="checkbox"/>	<input type="checkbox"/>	<input type="checkbox"/>				

1. Why did Scott watch the movie?

- A. His friends wanted to.  
B. For a history project  
C. He likes dramas.

2. Who was Elizabeth I?

- A. a Spanish queen  
B. an English queen  
C. a movie

3. Why didn't Scott want to watch the movie?

- A. He was busy.  
B. He was with a group of friends.  
C. He doesn't like many dramas.

4. What did Scott think about the movie?

- A. It had an interesting story.  
B. It was boring.  
C. He didn't like it.

**Vocabulary****Match the words with the descriptions.**horror-  
sadgeneral  
soldiers

science fiction

exciting

comedy

1. This kind of movie is very scary.
2. When you watch this kind of movie, you will laugh a lot.
3. This is a movie about life in the future.
4. When people feel like this, they may cry.
5. This word means very, very interesting.
6. An army is a large group of these people.
7. This person is the leader of an army.

\_\_\_\_\_ horror \_\_\_\_\_

\_\_\_\_\_

\_\_\_\_\_

\_\_\_\_\_

\_\_\_\_\_

\_\_\_\_\_

\_\_\_\_\_

**Grammar****Underline the mistake in each sentence. Write the correct word on the line.**

1. The movie is at Saturday at three o'clock.
2. This movie weren't very good. In fact, it was terrible.
3. Quang Trung were a famous Vietnamese king.
4. The movie is on in the evenings. It starts in seven o'clock.
5. They was in the movie theater last night.
6. Napoleon win forty-three battles and I think he was a great general.
7. Did you see *Flying Fantastic*? How wasn't it?

\_\_\_\_\_ on \_\_\_\_\_

\_\_\_\_\_

\_\_\_\_\_

\_\_\_\_\_

\_\_\_\_\_

\_\_\_\_\_

\_\_\_\_\_


**Pronunciation****Circle the word that differs from the other three in the position of primary stress in each of the following questions.**

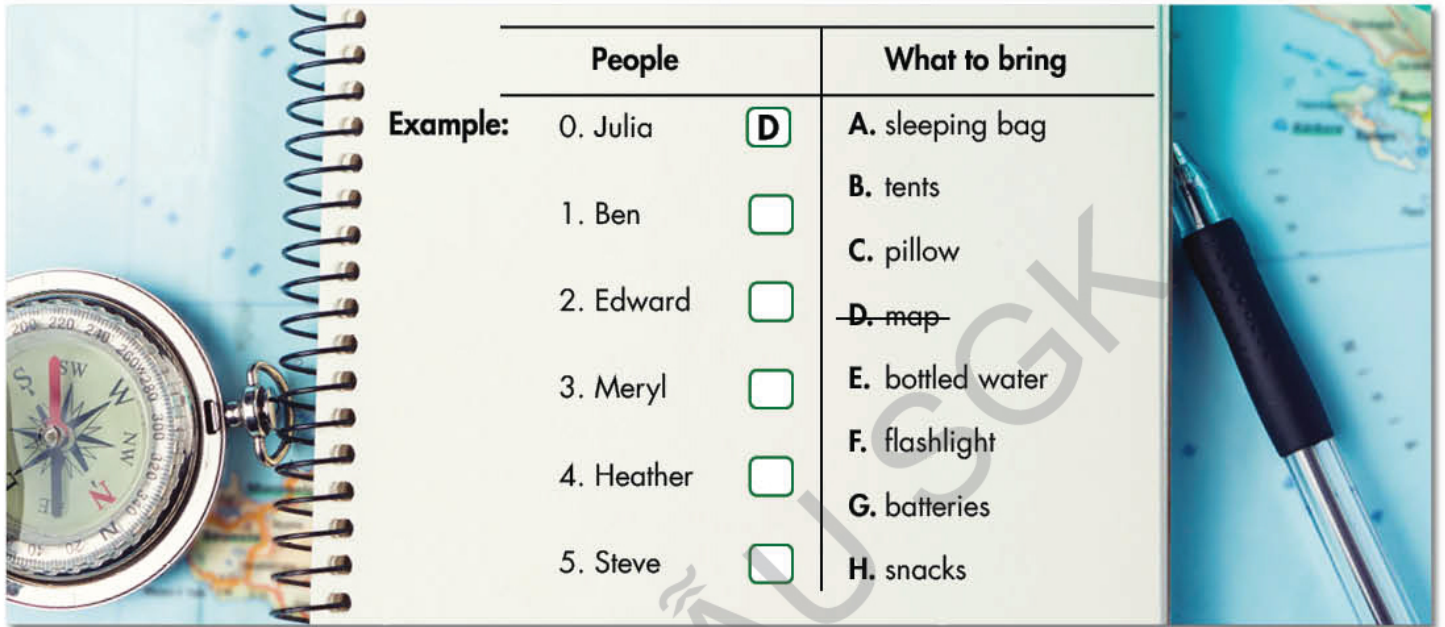
- |    |              |             |                   |              |
|----|--------------|-------------|-------------------|--------------|
| 1. | A. horror    | B. boring   | <b>C.</b> against | D. action    |
| 2. | A. fantasy   | B. exciting | C. become         | D. adventure |
| 3. | A. comic     | B. between  | C. soldier        | D. movie     |
| 4. | A. author    | B. title    | C. action         | D. animation |
| 5. | A. character | B. mystery  | C. dislike        | D. wonderful |
| 6. | A. amazing   | B. musical  | C. terrible       | D. animated  |

In this lesson, you'll review...

- talking about what to bring on a trip
- discussing plans for a trip
- giving advice about visiting natural wonders

 **Listening**

You will hear some information about a camping trip. What will each person bring? For each question, write a letter (A–H) next to each person. You will hear the conversation twice. 



	People		What to bring
<b>Example:</b>	0. Julia	<input checked="" type="checkbox"/>	<b>A.</b> sleeping bag
	1. Ben	<input type="checkbox"/>	<b>B.</b> tents
	2. Edward	<input type="checkbox"/>	<b>C.</b> pillow
	3. Meryl	<input type="checkbox"/>	<del><b>D.</b> map</del>
	4. Heather	<input type="checkbox"/>	<b>E.</b> bottled water
	5. Steve	<input type="checkbox"/>	<b>F.</b> flashlight
			<b>G.</b> batteries
			<b>H.</b> snacks

 **Reading**

Look and read. Choose the correct answer (A, B, or C).

### Adventure Forest

Outdoor activities!  
Stay at our campsite!

Only thirty minutes away from Greenwood town!

### Campsite Notice

**Campers, please remember to bring flashlights so you can see after dark. You can buy batteries at the store.**

Kayaking in the bay – Ages 10+  
River Rafting – 4 people max. At least one adult.

Hey, April,  
Adventure Forest is great. There are so many fun activities! But you shouldn't go in the winter because of the bad weather. Have a great time!  
Joe.

**Example:**

0. Go to Adventure Forest if you want to...
- go somewhere close to town.
  - sleep comfortably.
  - play indoor games.

1. **A.** Campers have to bring batteries.  
**B.** Campers can buy flashlights there.  
**C.** Campers need flashlights to see at night.

2. **A.** Anyone can do the activities.  
**B.** Children under ten years old can't go kayaking.  
**C.** River rafting is for adults only.

3. **A.** The weather is very nice in the winter.  
**B.** There isn't much to do.  
**C.** Joe thinks April should go to Adventure Forest.

**Answer:**

0	<input checked="" type="checkbox"/> A	<input type="checkbox"/> B	<input type="checkbox"/> C
1	<input type="checkbox"/> A	<input type="checkbox"/> B	<input type="checkbox"/> C
2	<input type="checkbox"/> A	<input type="checkbox"/> B	<input type="checkbox"/> C
3	<input type="checkbox"/> A	<input type="checkbox"/> B	<input type="checkbox"/> C

**Vocabulary**

Fill in the blanks with words from the unit. The first letter is already there.

1. These mountains are very beautiful. That's why many people like hiking here.
2. We don't need to take b because there is tap water at the campsite.
3. Phú Quốc is a very beautiful i in Vietnam.
4. Rafting and k are both great fun, but rafts have more people in the boat.
5. Oh no! The flashlight isn't working and I don't have any b.
6. I like walking in the f because I can see many birds in the trees.
7. My s b is very warm. That's why I like sleeping in my tent.

**Grammar**

Circle the correct words.

1. You should/shouldn't go to the beach. It really is very beautiful.
2. What can/need we do in Đà Nẵng?
3. We need/should to bring a pillow because the campsite doesn't have any.
4. It's very cold at night so/don't bring a jacket.
5. You should/can't swim in that water. It's very dangerous.
6. The campsite has food so/should we don't need to bring any.
7. Should/Need I go in October?

**Pronunciation**

Circle the word that has the underlined part pronounced differently from the others.

- |                       |                     |                     |                    |
|-----------------------|---------------------|---------------------|--------------------|
| 1. A. <u>f</u> ishing | B. <u>h</u> ighland | C. <u>s</u> wimming | D. <u>k</u> icking |
| 2. A. <u>b</u> ay     | B. <u>v</u> acation | C. <u>j</u> acket   | D. <u>p</u> lace   |
| 3. A. <u>p</u> hone   | B. <u>c</u> old     | C. <u>p</u> ostcard | D. <u>f</u> orest  |
| 4. A. <u>h</u> otel   | B. <u>h</u> our     | C. <u>h</u> ouse    | D. <u>h</u> iking  |
| 5. A. <u>g</u> arden  | B. <u>c</u> ar      | C. <u>f</u> ar      | D. <u>b</u> ay     |
| 6. A. <u>i</u> sland  | B. <u>s</u> cuba    | C. <u>t</u> hirsty  | D. <u>f</u> orest  |

In this lesson, you'll review...

- houses in the future
- life on a space station

 **Listening**

You will hear Jenny talking to her friend, Tom, about a TV show she watched. For each question, choose the correct answer (A, B, or C). You will hear the conversation twice. 

Example:

0. What was the TV show about?

- A. life in the future  
B. technology in the future  
C. media in the future

1. What will be the biggest change?

- A. Many people will move to the country.  
B. All cities will become megacities.  
C. Lots of people will live in very large cities.

Answer:

0	<input checked="" type="checkbox"/> A	<input type="checkbox"/> B	<input type="checkbox"/> C
---	---------------------------------------	----------------------------	----------------------------

2. Where will some cities be?

- A. on lakes  
B. on the sea  
C. in the sky

3. Earthscrapers will be...

- A. cheap.  
B. eco-friendly.  
C. expensive.

1	<input type="checkbox"/> A	<input type="checkbox"/> B	<input type="checkbox"/> C
---	----------------------------	----------------------------	----------------------------

2	<input type="checkbox"/> A	<input type="checkbox"/> B	<input type="checkbox"/> C
---	----------------------------	----------------------------	----------------------------

3	<input type="checkbox"/> A	<input type="checkbox"/> B	<input type="checkbox"/> C
---	----------------------------	----------------------------	----------------------------

4	<input type="checkbox"/> A	<input type="checkbox"/> B	<input type="checkbox"/> C
---	----------------------------	----------------------------	----------------------------

5	<input type="checkbox"/> A	<input type="checkbox"/> B	<input type="checkbox"/> C
---	----------------------------	----------------------------	----------------------------

4. People will also live in...

- A. ice houses.  
B. tiny homes.  
C. smart homes.

5. People will also have...

- A. drones.  
B. 3D printers.  
C. robot helpers.

 **Reading**

Read about the three devices of the future. Choose the correct answer (A, B, or C).

Example:

0. Which machines will help us when we are hungry?

0	<input type="checkbox"/> A	<input checked="" type="checkbox"/> B	<input type="checkbox"/> C
---	----------------------------	---------------------------------------	----------------------------

1. Which machines will make T-shirts?  
2. Which machines will do the housework?  
3. Which machines will order food for us?  
4. Which machines won't clean plates and dishes?  
5. Which machines will make tables and chairs?

Answer:

1	<input type="checkbox"/> A	<input type="checkbox"/> B	<input type="checkbox"/> C
---	----------------------------	----------------------------	----------------------------

2	<input type="checkbox"/> A	<input type="checkbox"/> B	<input type="checkbox"/> C
---	----------------------------	----------------------------	----------------------------

3	<input type="checkbox"/> A	<input type="checkbox"/> B	<input type="checkbox"/> C
---	----------------------------	----------------------------	----------------------------

4	<input type="checkbox"/> A	<input type="checkbox"/> B	<input type="checkbox"/> C
---	----------------------------	----------------------------	----------------------------

5	<input type="checkbox"/> A	<input type="checkbox"/> B	<input type="checkbox"/> C
---	----------------------------	----------------------------	----------------------------

## HOMES IN THE FUTURE

### A. ROBOT HELPERS

Today, we have to do many chores at home. Houses of the future will have smart devices to help us do these things. For example, we will have robot helpers to clean and do other jobs around the house. We can study and relax.

### B. SMART KITCHEN DEVICES

Kitchens in the future will have smart devices to make any kind of food we want. After we eat, they will clean the dishes and automatically order more groceries. Drones will then deliver these goods from the supermarket.

### C. 3D PRINTERS

Now, we have to buy all kinds of things in stores. In the future, we will have 3D printers at home. They will print objects we need or want, like furniture, clothes, and even toys.

**Vocabulary**

Fill in the blanks with the words from the box.

smart home    lock    megacity    robot helpers    space station    Moon    underground    3D printer

1. I think living in a(n) smart home will be really cool. You can control everything in your house through your phone!
2. I think Ho Chi Minh City will become a(n) \_\_\_\_\_ soon. There are about nine million people living there.
3. I hope we will have \_\_\_\_\_ soon. With them, we won't need to do chores anymore!
4. I like to look at the \_\_\_\_\_ at night. It's so beautiful.
5. I don't want to live \_\_\_\_\_. It'll be so dark and sad.
6. Don't forget to \_\_\_\_\_ the door and give the key to me.
7. You can print lots of cool things with a(n) \_\_\_\_\_.
8. Astronauts usually stay on the \_\_\_\_\_ for about six months.

**Grammar**

Write full sentences using the words below.

1. Where/you/think/people/live/future?

Where do you think people will live in the future?  
\_\_\_\_\_

2. We/might/have/automatic food machines.
- \_\_\_\_\_

3. I/think/a few/people/live/earthscrapers.
- \_\_\_\_\_

4. A lot of/people/live/cities/on/sea.
- \_\_\_\_\_

5. How/astronauts/sleep/space?
- \_\_\_\_\_

6. What/you/think/homes/be like?
- \_\_\_\_\_

7. I/think/many people/have/robot helpers.
- \_\_\_\_\_

8. They/have to/use/special/toilet.
- \_\_\_\_\_

**Pronunciation**

Circle the word that differs from the other three in the position of primary stress in each of the following questions.

1. A. magazine      B. apartment      C. computer      D. technology
2. A. gravity      B. technology      C. astronaut      D. printer
3. A. future      B. machine      C. helper      D. robot

Circle the word that has the underlined part pronounced differently from the others.


4. A. stops      B. bags      C. cleans      D. has
5. A. units      B. topics      C. parks      D. ways
6. A. bins      B. cups      C. trees      D. papers

# Review

In this lesson, you'll review...

- landmarks in cities around the world
- features of cities around the world

## Listening

You will hear five short conversations. You will hear each conversation twice. There is one question for each conversation. For each question, choose the correct answer (A, B, or C). 

Example:

0. Which city is more crowded?



1. What will Suzy do if it rains?



2. Which city is cheaper?



3. Where will Gill visit?



4. What will Emma do if she can't get a ticket?




5. Which city has more big buildings?



## Reading

Read the email. Write one word for each blank.

 **New message** — ↗ ✕

To: jessie129@frendzmail.com

Subject: RE: How's Carson City?

Hi, Jess,









Thanks (0) \_\_\_\_\_ your email. I miss you a lot.

Yesterday, my parents took me (1) \_\_\_\_\_ my sister for a drive around Carson City. It's smaller and more peaceful (2) \_\_\_\_\_ San Francisco. It's also hotter. And there are (3) \_\_\_\_\_ of spaces for outdoor activities here. I think I will start going hiking.

Tomorrow (4) \_\_\_\_\_ my first day at the new school. I'm so nervous!

I'll write (5) \_\_\_\_\_ you again after the first day of school.

Your friend,  
Julie

**SEND**         ⋮

Example:

0	for
---	-----

Answer:

1	
2	
3	
4	
5	

**Vocabulary****Fill in the blanks with words from the unit. The first letter is already there.**

1. An opera house is a place to watch musical performances. The one in Sydney is very famous.
2. Kings and queens often live in a p\_\_\_\_\_. Versailles in France has a very famous one.
3. A b\_\_\_\_\_ helps people travel over rivers.
4. I don't like going on the train at 7 a.m. There are too many people and it's very c\_\_\_\_\_.
5. The park in my town is very p\_\_\_\_\_. There are only a few people and it's very quiet.
6. The average t\_\_\_\_\_ in Kuala Lumpur in October is 27.5 °C.
7. There's no trash on the streets in Singapore. It's famous for being c\_\_\_\_\_.

**Grammar****Unscramble the sentences.**

1. Moscow/is/than/polluted/London./more/think/I

I think Moscow is more polluted than London.

---

2. This/most/is/expensive/article/Singapore/the/city/says/in/the/world.
- 

3. New York/than/has/more/museums/Mexico City.
- 

4. January in/than/Đà Nẵng/hotter/is/in Paris.
- 

5. cleanest/USA./the/is/city/in/the/Honolulu
- 

6. than/Hanoi/think/I/crowded/is/more/Phú Quốc.
- 

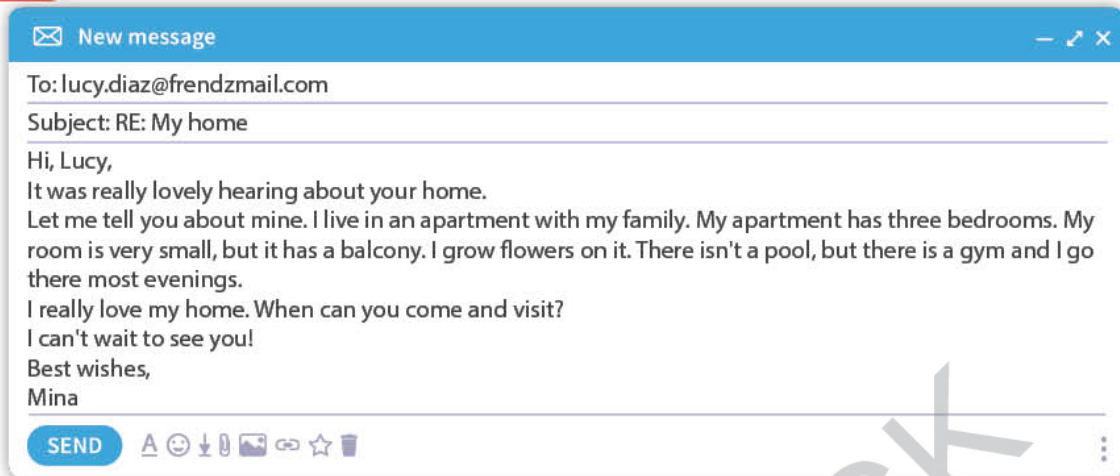
7. modern/think/Los Angeles/is/more/I/than/Berlin.
- 

**Pronunciation****Circle the word that has the underlined part pronounced differently from the others.**

- |    |                    |                        |                    |                      |
|----|--------------------|------------------------|--------------------|----------------------|
| 1. | A. <u>th</u> ing   | <b>B.</b> <u>th</u> is | C. <u>th</u> ank   | D. <u>th</u> ink     |
| 2. | A. <u>th</u> rough | B. <u>th</u> ere       | C. <u>th</u> ooth  | D. <u>th</u> weather |
| 3. | A. <u>th</u> eatr  | B. <u>th</u> ird       | C. <u>th</u> month | D. <u>th</u> en      |
| 4. | A. <u>th</u> ose   | B. <u>th</u> ree       | C. <u>th</u> ifth  | D. <u>th</u> irthday |
| 5. | A. <u>th</u> roth  | B. <u>th</u> clothes   | C. <u>th</u> both  | D. <u>th</u> an      |
| 6. | A. <u>th</u> ath   | B. <u>th</u> breath    | C. <u>th</u> teeth | D. <u>th</u> breath  |

## Unit 1

a. Read the email about Mina's home.



b. Use your own ideas to write a similar email about your home. Write 40 to 50 words. Use the informal email model on page 126 to help you.

## Unit 2

a. Read the paragraph about school subjects and activities.

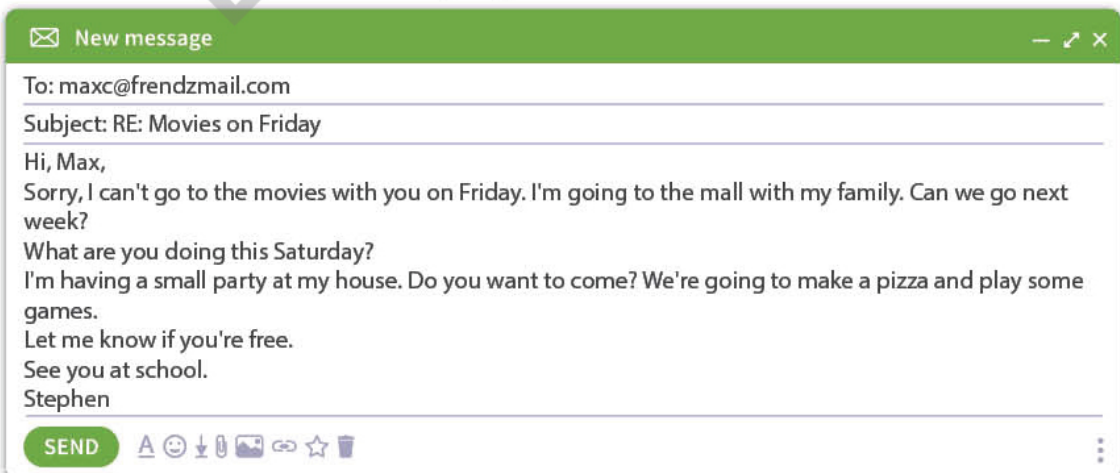
*I like a lot of school subjects and activities. I like basketball practice and the swimming club. I also like art and English classes. My favorite club is the drama club. I really enjoy these subjects and activities.*



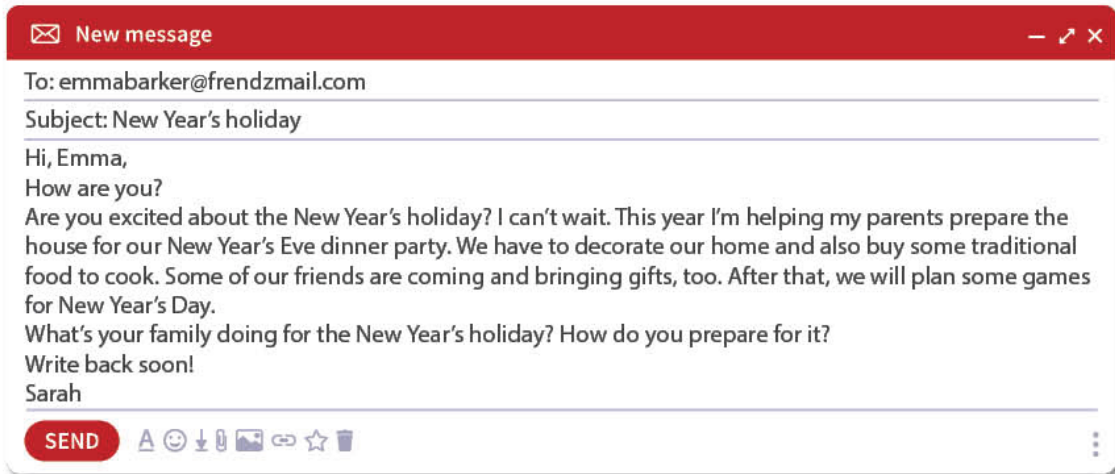
b. Use your own ideas to write a similar paragraph about school activities and subjects you like. Use the paragraph model on page 127 to help you. Write 40 to 50 words.

## Unit 3

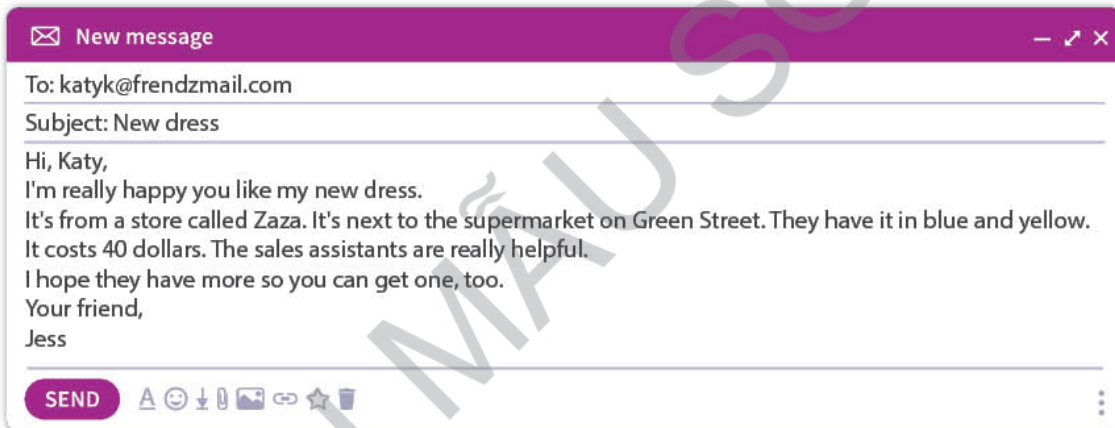
a. Read the email about a party.



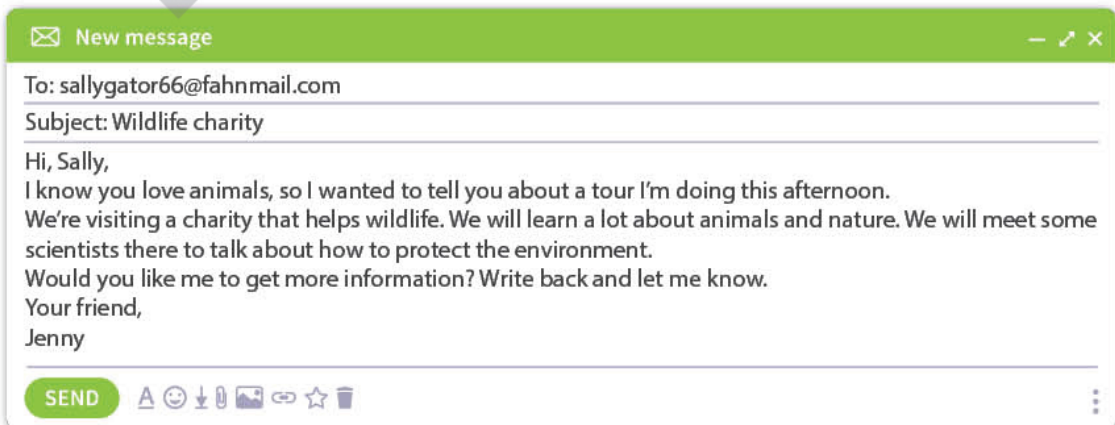
b. Use your own ideas to write a similar email to one of your friends. Use the informal email model on page 126 to help you. Write 40 to 50 words.

**Unit 4****a. Read the email about a festival.**

- b. Use your own ideas to write a similar email about a festival in your country. Use the informal email model on page 126 to help you. Write 40 to 50 words.**

**Unit 5****a. Read the email about where to buy a dress.**

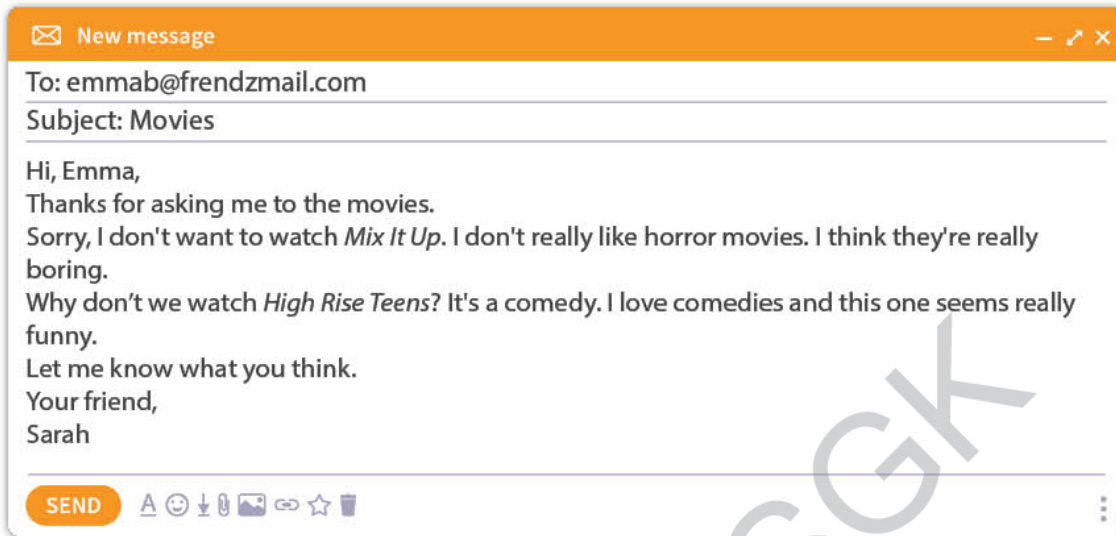
- b. Use your own ideas to write a similar email about buying some clothing. Use the informal email model on page 126 to help you. Write 50 to 60 words.**

**Unit 6****a. Read an email about Jenny's visit to a charity.**

- b. Use your own ideas to write a similar email about a charity that you know. Use the informal email model on page 126 to help you. Write 50 to 60 words.**

## Unit 7

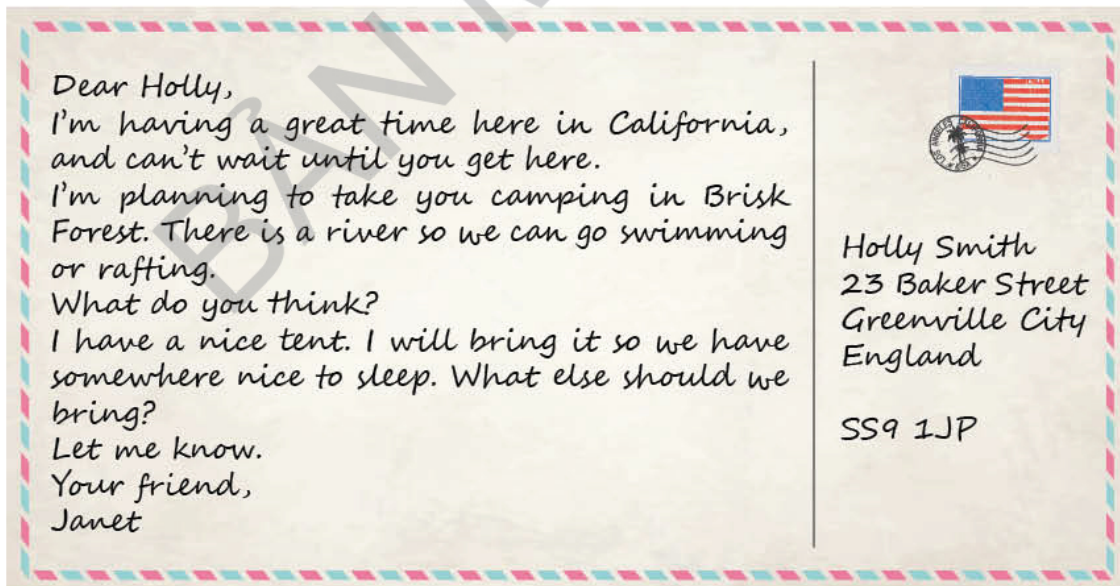
a. Read Sarah's email to her friend about going to the movies.



b. Use your own ideas to write a similar email. Use the informal email model on page 126 to help you. Write 50 to 60 words.

## Unit 8

a. Read the postcard about a vacation.



b. Use your own ideas to write a similar postcard. Use the postcard model on page 127 to help you. Write 50 to 60 words.

**Unit 9**

a. Read the paragraph about homes of the future.

In the future, homes will be very different to how they are now. Many people might live in smart homes that will have lots of smart devices to use for entertainment, housework, and safety. Now, people watch TV and play games on screens. In the future, they might use large smart walls. Smart devices will change how we live.



b. Use your own ideas to write a similar paragraph. Use the paragraph model on page 127 to help you. Write 50 to 60 words.

**Unit 10**

a. Read Mandy's postcard to her friend talking about her vacation.

POSTCARD

Hi, Jenny,  
 I'm in Oregon in the USA!  
 It's really hot here. It's hotter than Williston but I'm having a fantastic time!  
 Yesterday we went walking in the forest. It was so beautiful.  
 Today we're going to the beach.  
 If the weather is nice tomorrow, we'll visit a famous waterfall.  
 Wish you were here.  
 Your friend,  
 Mandy



Jenny Blake  
 734 Sit Rd.  
 Azusa New York  
 39531  
 USA

b. Use your own ideas to write a similar postcard. Use the postcard model on page 127 to help you. Write 50 to 60 words.

# Review Games

Unit 1



Speaking

Play the board game.


## Board game

- Pairs take turns.
- Winning pair goes first.
- Cover your eyes and use a pencil to pick a number. Move that number of steps.
- In pairs, use the useful language from the unit to ask and answer correctly or move back to where you were.



## Win the game

The first pair to get to the FINISH wins a prize!



## Play the game and win a prize for the cleanest house

**A:** Who does...?  
**B:** ...

**Your sister helped you do the laundry. Move forward two spaces!**

**A:** Do you live in...?  
**B:** ...  
**A:** Does it have a...?  
**B:** ...

**A:** What housework do you...?  
**B:** ...

**A:** Where's...?  
**B:** It's in...  
**A:** ...town?  
**B:** ...

**There's a mouse in the kitchen. Move back two spaces.**

**You forget to do the shopping. Move back two spaces.**

**A:** What's... famous for?  
**B:** ...

**A:** Do you live in...?  
**B:** ...  
**A:** Does it have a...?  
**B:** ...

**A:** Who does...?  
**B:** ...

**Your cat is sleeping on the table. Move back one space.**

**A:** Do you clean...?  
**B:** ...

**FINISH**  
**You have the cleanest house!**

**A:** Where's...?  
**B:** It's in...  
**A:** ...town?  
**B:** ...

**START**

**Let's clean the house and win a prize!**

**A:** Who...most housework?  
**B:** ...

**Your cat gets the mouse. Move forward two spaces!**

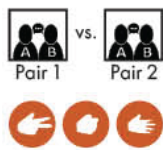
**A:** Do you do...?  
**B:** ...

**A:** Do you live in...?  
**B:** ...  
**A:** Does it have a...?  
**B:** ...



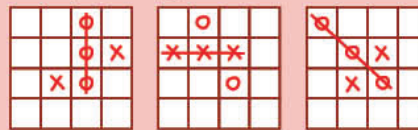
**Connect three**

- Pairs take turns.
- Winning pair goes first.
- Choose a box.
- Use the useful language from the unit to ask and answer correctly.
- Mark the box with an X or an O.



**Win the game**

The first pair to get 3 boxes in a row wins.



Tip: Use a pencil and an eraser and play again.



Play the game to be the best student in your class

**A:** What subjects...?  
**B:** I don't like...

**Favorite book**  
**A:** Why...like it?  
**B:** ...

**A:** There's a...  
Do you like...?  
**B:** ...

**A:** There's a...  
Do you like...?  
**B:** ...

**A:** Do you like...?  
**B:** ...

**A:** What subjects...?  
**B:** I like...

**Favorite book**  
**A:** What kind...?  
**B:** ...

**A:** There's a...  
Do you like...?  
**B:** ...

**A:** There's a...  
Do you like...?  
**B:** ...

**Favorite book**  
**A:** Who...author?  
**B:** ...

**A:** Do you like...?  
**B:** ...

**A:** What's your favorite subject?  
**B:** ...

**A:** Do you like...?  
**B:** ...

**A:** There's a...  
Do you like...?  
**B:** ...

**Favorite book**  
**A:** What...?  
**B:** ...

**A:** There's a...  
Do you like...?  
**B:** ...

# Review Games

## Unit 3

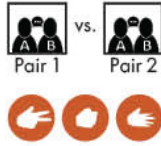


Speaking

Play "Block buster."

### Block buster

- Pairs take turns.
- Winning pair goes first.
- Choose a block.
- Use the useful language from the unit to ask and answer correctly.
- Mark the block as yours.



### Win the game

The first pair to mark enough blocks to connect their sides wins.



*Tip: Use a pencil and an eraser and play again.*

Play the game to win \$100 to spend at the bookstore!

**Pair 1** ↑↓

**Pair 2** ↔

**You won! What are you going to read?**

The game board consists of a large hexagonal shape made of smaller hexagons. Each hexagon contains a question and answer prompt. The board is divided into two main sections by a vertical line, with 'Pair 1' on the left and 'Pair 2' on the right. The prompts are as follows:

- Top Row (Left):** A: What does... look like? B: ... A: Is...wearing...? B: ...
- Top Row (Right):** A: What's Cinderella like? B: ...
- Second Row (Left):** A: What are you...on...? B: ...Why? A: I'm... Do you...? B: ...
- Second Row (Middle):** A: What does... look like? B: ... A: What's... wearing? B: ...
- Second Row (Right):** A: What does... look like? B: ... A: What's...wearing? B: ...
- Third Row (Left):** A: What does... look like? B: ... A: Is...wearing...? B: ...
- Third Row (Middle):** A: What's Harry Potter like? B: ...
- Third Row (Right):** A: What's your best friend like? B: ...
- Fourth Row (Left):** A: What does... look like? B: ... A: Is...wearing...? B: ...
- Fourth Row (Middle):** A: What are you...on...? B: ...Why? A: I'm... Do you...? B: ...
- Fourth Row (Right):** A: What's Hermione like? B: ...
- Fifth Row (Left):** A: What does... look like? B: ... A: What's...wearing? B: ...
- Fifth Row (Middle):** A: What are you...on...? B: ...Why? A: I'm... Do you...? B: ...
- Fifth Row (Right):** A: What's Alice like? B: ...
- Bottom Row (Left):** A: What does... look like? B: ... A: What's...wearing? B: ...
- Bottom Row (Middle):** A: What are you...on...? B: ...Why? A: I'm... Do you...? B: ...
- Bottom Row (Right):** A: What does... look like? B: ... A: What's...wearing? B: ...
- Bottom Row (Far Right):** A: What are you...on...? B: ...Why? A: I'm... Do you...? B: ...




**Board game**

- Pairs take turns.
- Winning pair goes first.
- Cover your eyes and use a pencil to pick a number. Move that number of steps.
- In pairs, use the useful language from the unit to ask and answer correctly or move back to where you were.



**Win the game**

The first pair to get to the FINISH wins tickets to their favorite festival.



**Play the game to win festival tickets**

**START**

**Race to the FINISH to win festival tickets.**

A: How often...?  
B: I...

**Your mother makes you clean the bathroom. Go back to the START.**

A: How often do people prepare...?  
B: They...

A: What time... bus leave?  
B: ...10 minutes.



A: ...during Tet?  
B: They...

**A bird makes your shirt dirty. Move back two spaces to change your shirts.**

A: How often...?  
B: I...



A: There's a... Do you want to...?  
B: No...

**You run away from an angry dog. Move forward two spaces.**



A: ...during Christmas?  
B: They...

A: What time... music performance start?  
B: ...3 p.m.

A: How often...?  
B: I...

**Your uncle drives you in his sports car. Move forward two spaces.**

A: What time... puppet show start?  
B: ...11 a.m.

**FINISH**



**You win! Which festival will you go to?**

A: What time... tug of war finish?  
B: ...6 p.m.

**You drop your camera in the toilet. Go back three spaces.**

A: How often...?  
B: I...

A: How do people prepare...?  
B: They...

# Review Games

Unit 5

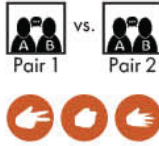


Speaking

Play "Connect three."

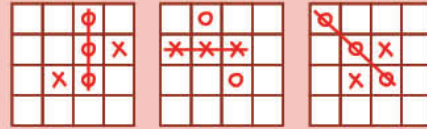
## Connect three

- Pairs take turns.
- Winning pair goes first.
- Choose a box.
- Use the useful language from the unit correctly.
- Mark the box with an X or an O.



## Win the game

The first pair to get 3 boxes in a row wins.



Tip: Use a pencil and an eraser and play again.



Play the game to win \$100 to spend at the mall

<p><b>A:</b> What's...? <b>B:</b> It's a...dish from... <b>A:</b> What do people make it with? <b>B:</b> ...</p>	 <p><b>A:</b> Do you have ...in...? <b>B:</b> ...want to try...on?</p>	 <p><b>A:</b> What would you like...? <b>B:</b> ...</p>	 <p><b>A:</b> How much...? <b>B:</b> ...</p>
 <p><b>A:</b> Do you have ...in...? <b>B:</b> ...want to try...on?</p>	 <p><b>A:</b> What would you like...? <b>B:</b> ...</p>	 <p><b>A:</b> What would you like...? <b>B:</b> ...</p>	<p><b>A:</b> What's...? <b>B:</b> It's a...dish from... <b>A:</b> What do people make it with? <b>B:</b> ...</p>
 <p><b>A:</b> Would you like some...? <b>B:</b> ...</p>	<p><b>A:</b> What's...? <b>B:</b> It's a...dish from... <b>A:</b> What do people make it with? <b>B:</b> ...</p>	 <p><b>A:</b> Do you have ...in...? <b>B:</b> ...want to try...on?</p>	 <p><b>A:</b> What would you like...? <b>B:</b> ...</p>
<p><b>A:</b> What's...? <b>B:</b> It's a...dish from... <b>A:</b> What do people make it with? <b>B:</b> ...</p>	 <p><b>A:</b> Would you like some...? <b>B:</b> ...</p>	 <p><b>A:</b> How much...? <b>B:</b> ...</p>	 <p><b>A:</b> Do you have ...in...? <b>B:</b> ...want to try...on?</p>




**Board game**

- Pairs take turns.
- Winning pair goes first.
- Cover your eyes and use a pencil to pick a number. Move that number of steps.
- In pairs, use the useful language from the unit correctly or move back to where you were.



**Win the game**


The first pair to get to the FINISH wins and helps the Earth the most.



**Play the game and help clean up the Earth**

**START**

The Earth is too polluted! Let's help it!



**A:** Is there...near here?  
**B:** Yes,...

**You leave trash at the park. Move back two spaces.**

**Trash Hero World**

- plan cleanups
- Southeast Asia, Australia, Europe
- donate money, start a cleanup

**A:** Recycle...  
**B:** Don't...



**A:** Pick up...  
**B:** Don't...

**Earthwatch**

- help schools become green
- Europe, Canada, the USA
- donate money

**QUEEN'S ROAD**

**A:** Is there...near here?  
**B:** Yes,...

**You forget to turn off your computer. Move back two spaces.**

**You pick up trash at the park. Move forward two spaces.**

**A:** Recycle...  
**B:** Don't...




**You win a bicycle at the Earth Day Fair. Move forward two spaces.**

**FINISH**

**You did it! The Earth is clean thanks to your help!**

**A:** Pick up...  
**B:** Don't...



**FLOWER STREET**

**A:** Is there...near here?  
**B:** Yes,...

**Keep Vietnam Clean and Green**

- clean parks, rivers, and beaches
- all around Vietnam
- donate money, volunteer at their office

**A:** Reuse...  
**B:** Don't...

**KING'S ROAD**

**A:** Is there...near here?  
**B:** Yes,...

**You leave the lights on! Move back two spaces.**



**FLOWER STREET**

**A:** Is there...near here?  
**B:** Yes,...

# Review Games

## Unit 7



Speaking

Play the board game.

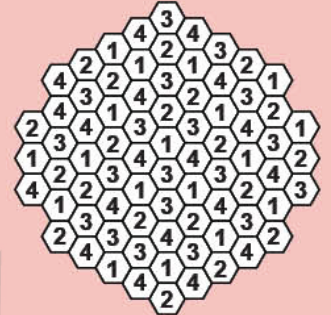
### Board game

- Pairs take turns.
- Winning pair goes first.
- Cover your eyes and use a pencil to pick a number. Move that number of steps.
- In pairs, use the useful language from the unit to ask and answer correctly or move back to where you were.



### Win the game

The first pair to get to the FINISH gets to meet their favorite movie star.



## Play the game to meet your favorite movie star

**START**

**Race to the FINISH to meet your favorite movie star!**

A: I watched... last night.  
B: Was it...?  
A: It...

Your teacher gives you extra homework. Go back to the start.

A: Where... meet?  
B: Let's...  
A: OK. What time?  
B: Let's...

A: Do you like...?  
B: Why?  
A: There's... night.  
Do you...?  
B: Sure.

A: Do you like...?  
B: Why?  
A: There's... night.  
Do you...?  
B: Sure.

You make dinner. Go back two spaces.

A: Where... meet?  
B: Let's...  
A: OK. What time?  
B: Let's...

A: I watched... last night.  
B: Was it...?  
A: It...

You are the fastest runner in your school. Move forward two spaces.

A: I watched... last night.  
B: Was it...?  
A: It...

A: Do you like...?  
B: Why?  
A: There's... night. Do you...?  
B: Sure.

A: Where... meet?  
B: Let's...  
A: OK. What time?  
B: Let's...

You have a bus ticket. Move forward two spaces.

A: Do you like...?  
B: Why?  
A: There's... night. Do you...?  
B: Sure.

**FINISH**



You win! Which movie star will you meet?

A: I watched... last night.  
B: Was it...?  
A: It...

You lose your movie tickets. Go back three spaces.

A: Where... meet?  
B: Let's...  
A: OK. What time?  
B: Let's...

A: Do you like...?  
B: Why?  
A: There's... night. Do you...?  
B: Sure.




**Board game**

- Pairs take turns.
- Winning pair goes first.
- Cover your eyes and use a pencil to pick a number.
- Move that number of steps.
- In pairs, use the useful language from the unit correctly or move back to where you were.



**Win the game**

The first pair to get to the FINISH wins a camping adventure.



**Race to the FINISH to win a camping adventure**

**START**

*Play the game to win a camping adventure!*

**You don't have your sleeping bag! Move back one space.**

**A:** Where should we go?  
**B:** ...  
**A:** What... do there?  
**B:** ...

**A:** What do we need...?  
**B:** ...so...

**A:** We should go...  
**B:** Can we...?

**A:** Where should we go...?  
**B:** ...  
**A:** What...do there?  
**B:** ...

**You got a taxi! Move forward 2 spaces.**

**A:** Where should we go?  
**B:** ...  
**A:** What...do there?  
**B:** ...

**There aren't any cars on the road. Move forward 3 spaces.**

**A:** We should go...  
**B:** Can we...?

**FINISH**

**You made it! Enjoy your camping adventure!**

**A:** Where should I...?  
**B:** ...  
**A:** Should I...?  
**B:** ...

**There are cows on the road! Move back three spaces.**

**A:** We should go...  
**B:** Can we...?

**A:** Should...so...?  
**B:** ...

**Oops! You don't have any money! Move back two spaces.**

**A:** Where should...go?  
**B:** ...  
**A:** What...do there?  
**B:** ...

**A:** Where should I...?  
**B:** ...  
**A:** Should I...?  
**B:** ...

**A:** What do we need...?  
**B:** ...so...

**WATER**

# Review Games

## Unit 9

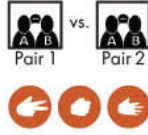


### Speaking

Play "Block buster."

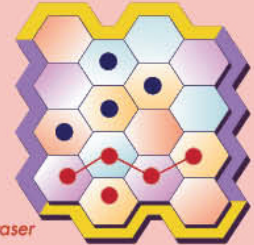
#### Block buster

- Pairs take turns.
- Winning pair goes first.
- Choose a block.
- Use the useful language from the unit to ask and answer correctly.
- Mark the block as yours.



#### Win the game

The first pair to mark enough blocks to connect their side wins.



*Tip: Use a pencil and an eraser and play again.*

Play the game to win a brand new super drone

**Pair 1** ↑↓

**Pair 2** ↔

**You won a super drone!**

The board consists of 24 hexagonal blocks arranged in a 4x6 grid. Each block contains a question and answer pair. The blocks are colored in a repeating pattern of light blue, light orange, light purple, and light yellow. The questions and answers are as follows:

<b>A:</b> What do you think...be like? <b>B:</b> I think...	<b>A:</b> How do you ...in space? <b>B:</b> ...	<b>A:</b> Where do you think...? <b>B:</b> ...people will live...
<b>A:</b> How might...? <b>B:</b> Now,...In the future,...	<b>A:</b> What do you think...be like? <b>B:</b> I think...	<b>A:</b> Do you think we will...? <b>B:</b> ...
<b>A:</b> Where do you think...? <b>B:</b> ...people will live...	<b>A:</b> How might...? <b>B:</b> Now,...In the future,...	<b>A:</b> Do you think we will...? <b>B:</b> ...
<b>A:</b> How do you ...in space? <b>B:</b> ...	<b>A:</b> What do you think...be like? <b>B:</b> I think...	<b>A:</b> How do you ...in space? <b>B:</b> ...
<b>A:</b> How might...? <b>B:</b> Now,...In the future,...	<b>A:</b> Do you think we will...? <b>B:</b> ...	<b>A:</b> How do you ...in space? <b>B:</b> ...
<b>A:</b> Where do you think...? <b>B:</b> ...people will live...	<b>A:</b> How might...? <b>B:</b> Now,...In the future,...	<b>A:</b> How might...? <b>B:</b> Now,...In the future,...




**Board game**

- Pairs take turns.
- Winning pair goes first.
- Cover your eyes and use a pencil to pick a number. Move that number of steps.
- In pairs, use the useful language from the unit to ask and answer correctly or move back to where you were.



**Win the game**

The first pair to get to the FINISH wins a trip around the world.



**Race to the FINISH to win a trip around the world**

**START**

**Race to the airport to win a trip around the world!**

**Paris**  
A: What... for your vacation?  
B: ...the beach.  
A: What will... it rains?  
B: ...

**SEoul**  
A: Which city ... (hot)?  
B: ...

**NEW YORK CITY**  
A: Which city ... (modern)?  
B: I think...  
A: Why?  
B: ...

**BANgkok**  
A: Which city... cheapest?  
B: I think...  
A: Why?  
B: ...

**TOKYO**  
A: What... for your vacation?  
B: ...a Broadway play.  
A: What will... can't get a ticket?  
B: ...

**FINISH**

**Enjoy your vacation around the world!**

**NEW YORK CITY**  
A: Which city... cleanest?  
B: I think...  
A: Why?  
B: ...

**PARIS**  
A: What... for your vacation?  
B: ...  
A: What else will... have more time?  
B: ...

**BANgkok**  
A: Which city... most polluted?  
B: I think...  
A: Which city... (crowded)?  
B: I think...  
A: Why?  
B: ...

**LONDON**  
A: Which city... most expensive?  
B: I think...  
A: Why?  
B: ...

**TOKYO**  
A: Which city... (exciting)?  
B: I think...  
A: Why?  
B: ...

**NEW YORK CITY**

**You forgot to brush your teeth! Move back one space.**

**You got your tickets! Move forward 3 spaces.**

**You got a taxi! Move forward 2 spaces.**

**You lost your tickets. Move back three spaces.**

**You don't have any money. Move back two spaces.**

# Activity Files

## File 1 What Do They Look Like?

a. Student A, you're looking for your friends. Talk to Student B and answer their questions to find them. Write where they are under their picture.

I'm looking for my friend Toby.

What does he look like?

Toby



in the \_\_\_\_\_

Matt



in the \_\_\_\_\_

Jill



in the \_\_\_\_\_

Emma



in the \_\_\_\_\_

b. Now, help Student B find their friends. Ask about these things: hair, height, clothes, and glasses. After that, tell them whether their friends are in the kitchen or garden.



## File 2 Let's Go to the Festival!



### Fun Activities for All the Family!

- Arts and Crafts Stand 10 a.m. – 11:30 a.m.
- Dance performance 1 p.m. – 3 p.m.
- Children's Talent show 4 p.m. – 7 p.m.



### Food stands

10:30 a.m. – 10 p.m.



### Games

Baseball 2:30 p.m. – 3:30 p.m.

File 3

What Was on at the Movies?

Student A, look at the movie posters below and write down what you think they were like under each picture. Answer Student B's questions.



File 4

Clothes Shopping

a. Student B, you're a sales assistant at a store. You have the clothes below.

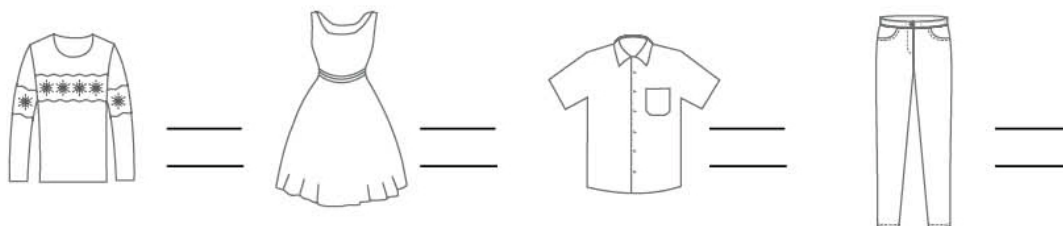
**Sweater**  
 Price: \$40  
 Sizes: S, M, L  
 Colors:

**Shirt**  
 Price: \$25  
 Sizes: S, M, L, XL  
 Colors:

**Pants**  
 Price: \$35  
 Sizes: S, M, XL  
 Colors:

**Dress**  
 Price: \$45  
 Sizes: S, M, L  
 Colors:

b. Swap roles and repeat. You're a customer. Choose three of these to buy. Write the size and color you want on the lines. Ask the sales assistant.



c. In groups, discuss the items you bought and how much you spent.

# Activity Files

## File 5 Is There a Library near Here?

- a. Student B, look at the map of Maple Falls and ask about these places: hospital, bus station, and police station. Add them to the map.

Is there a...?

**STUDENT B**

**Fair View**

supermarket	library	police station	café
PRINCE'S STREET			
post office	train station	bus station	hospital
MAIN STREET			

Yes, the...

**STUDENT A**

**Maple Falls**

_____	mall	library	_____
QUEEN'S ROAD			
train station	post office	_____	café
ORANGE STREET			

- b. Student B, answer Student A's questions about Fair View.

## File 6

### It's Movie Night!

- a. You're choosing a movie to watch. Work in pairs. Choose a movie to watch on Friday, Saturday, and Sunday.

A: Do you want to see a movie on **Friday**?

B: OK.

A: Why don't we watch **Breadhouse**?

B: What kind of movie is it?

A: It's **a comedy**.

B: No, I don't really like **comedies**. How about **The Darkness Inside**?

A: OK, what time is it on?

B: It's on at **seven-ten** and **nine-thirty**.

A: I'm busy at **seven-ten**, let's watch it at **nine-thirty**.

B: OK.

<b>1 PLAY TIME</b>	<b>4 HIGH SCHOOL DANCE-OFF</b>	<b>7 THAT MOMENT AT MIDNIGHT</b>
Animated movie 12:00 14:30 17:00	Musical 11:30 15:25	Romance movie 12:00 15:00 17:25
<b>2 THE BOYS</b>	<b>5 SPACE WARS</b>	<b>8 THE DARKNESS INSIDE</b>
Drama 11:00 12:45 3:30	Science fiction 5:30 7:15 9:00	Horror movie 7:10 9:30
<b>3 BULL FIGHT</b>	<b>6 BREADHOUSE</b>	<b>9 ROBOT WORLD</b>
Action movie 2:00 6:00	Comedy 1:40 6:15	Animated movie 11:30 2:20 4:00

a. Student B, ask Student A questions about Trash Hero World and make notes. Swap roles. Answer Student A's questions about Earthwatch.

What does *Trash Hero World* do?

Where do they work?

How can I help?

	Earthwatch
What they do	<ul style="list-style-type: none"> <li>work with scientists to help the Earth</li> <li>help companies become green</li> </ul>
Where they work	<ul style="list-style-type: none"> <li>Europe, Australia, India, the USA, Canada</li> </ul>
How to help	<ul style="list-style-type: none"> <li>donate money</li> </ul>

b. Decide which charity you want to help.

a. Help Student A find their friends. Ask about these things: hair, height, clothes, and glasses. After that, tell them whether their friends are in the dining room or living room.



b. Now, Student B, you're looking for your friends. Talk to Student A and answer their questions to find them. Write where they are under their picture.

I'm looking for my friend Helen.

What does she look like?

Helen



in the \_\_\_\_\_

Mark



in the \_\_\_\_\_

Lilly



in the \_\_\_\_\_

James



in the \_\_\_\_\_

# Activity Files

## File 9

### A Free Vacation

**Student A:** You want a peaceful holiday. You like hot weather and beaches. Explain to your friends why your place is better than the other one.

**Student B:** You want an exciting holiday. You like cold weather, museums, and shopping. Explain to your friends why your place is better than the other one.

## Bali, Indonesia

**Size:** 5,780 km<sup>2</sup> – 750 people/km<sup>2</sup>  
**Weather:** hot, 26 °C in February  
**Buildings:** many old buildings  
**Breakfast:** \$3  
**Three-star hotel:** \$30  
**Things to do:** boat trips, go sightseeing, go shopping  
**Places to go:** more than 40 beaches, mountains, forests

**Come to Bali and enjoy a peaceful holiday!**

## NEW YORK CITY


**Size:** 1,214 km<sup>2</sup> – 10,831 people/km<sup>2</sup>  
**Weather:** cold, 2 °C in February  
**Buildings:** many tall and modern buildings  
**Breakfast:** \$6  
**Three-star hotel:** \$150  
**Things to do:** visit the Statue of Liberty, Central Park, go shopping  
**Places to go:** more than 80 museums, 4 amusement parks, more than 20 shopping malls

**Come to New York City and have an exciting time!**

## File 10

### Making Arrangements for a Class Trip

a. Student B, ask Student A about Hang Tiên Caves and complete the table. After that, answer Student A's questions about Cúc Phương National Park.



### COME VISIT CÚC PHƯƠNG NATIONAL PARK!

- Lots of activities like hiking, kayaking, and animal watching
- Only three hours by bus
- You can stay in a beautiful house in the jungle.

	Hang Tiên Caves
• What/do there?	_____
• How long/get there?	_____
• Where/stay?	_____

b. Where are you going to go?

**File 11**

**What Was on at the Movies?**

Student B, look at the pictures of the movie posters below and write down what you think they were like under each picture. Answer Student A's questions. Swap roles and turn back to page 59. Complete the table with Student A's answers.



**File 12**

**School's Out for Summer!**

a. Look at your calendar for Week 1 and take turns asking about plans and ask your partner to join you in activities. When you're both free, agree on an activity to do together.

What are you doing on Monday?

I'm having a barbecue.

What about Wednesday?

I'm free. Why?

**JUNE**

	MON	TUE	WED	THU	FRI	SAT	SUN
<b>Week 1</b>	1 barbecue	2 fishing	3 free	4 the mall with Matt	5 make pizza	6 free	7 swim
<b>Week 2</b>	8 _____	9 badminton with Toby	10 _____	11 free	12 _____	13 free	14 _____

b. Complete your calendar for Week 2 with activities. Continue the conversation. Talk about what you and your partner are doing together.

**File 13**

**What's Your "Spirit Animal?"**

0-7 points

Your "spirit animal" is a panda. You're friendly and you like spending time at home.

8-15 points

Your "spirit animal" is a cat. You do some activities, but sometimes you're lazy.

16-22 points

Your "spirit animal" is a monkey. You're funny and like to do lots of activities.

23-30 points

Your "spirit animal" is a wolf. You're confident and strong. You're always busy.

Do you agree with your results? Try another friend's quiz.

# Writing Models

## Formal email model

**Receiver's email:** The email address you are sending to

**Subject:** Says what you are writing about

**Greeting:** Greets the person you are writing to. For formal emails, when you don't know who you are writing to, say "Dear Sir or Madam," if you do know them, use their full name and title ("Dear Mr John Smith,").

**Purpose:** Says why you are writing

**Body:** Gives more information

**Closing:** Says what you want the reader to do and why you want them to write back

**Signature:** Formal emails end with "Sincerely" and your full name



## Informal email model

**Receiver's email:** The email address you are sending to

**Subject:** Says what you are writing about

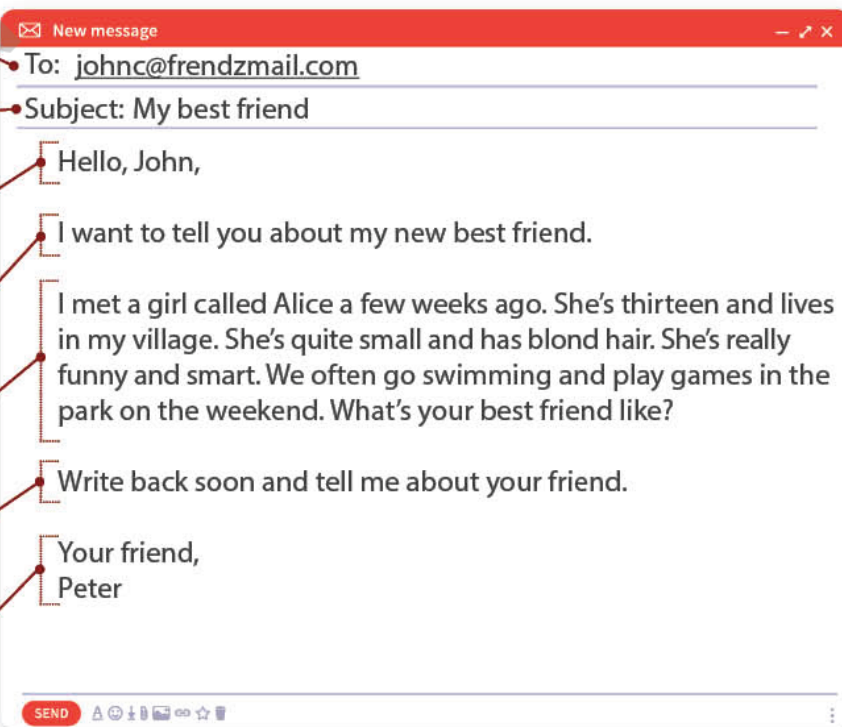
**Greeting:** Greets the person you are writing to. For informal emails, greet your friend like you would in person, e.g. "Hello, John," "Hey, Jonny," "Hi,".

**Purpose:** Says why you are writing

**Body:** Gives more information

**Closing:** Says what you want the reader to do and why you want them to write back

**Signature:** Informal emails end with a friendly goodbye, e.g. "Your friend," "Yours," "Best wishes."



## Basic paragraph model

**Topic Sentence:** The main idea of the paragraph

**Body Sentence 1:** First sentence related to the topic sentence

**Body Sentence 2:** Second sentence related to the topic sentence

**Body Sentence 3:** Third sentence related to the topic sentence

**Conclusion:** Same idea as the topic sentence, but with different words

I like a lot of school subjects and activities.  
I like basketball, tennis, and soccer practice.  
I also like art, literature, and English classes.  
My favorite club is the arts and crafts club.  
I really enjoy these subjects and activities.

## Basic personal postcard model

**Greeting:** Greets the person you are writing to

**Introduction:** Says why you are writing

**Main Body:** Gives more information

**Closing:** Finishes the postcard and often talks about the future

**Signature:** Finishes the postcard and says your name

Dear Sarah,

I'm having such a great time in Mexico!

The weather is lovely here, it's hot and sunny every day. The people are very nice and the food is great! Today we went to Chichen Itza. It's a really old pyramid. It's amazing!

You should definitely visit Mexico.

See you next week,  
Linda

POSTCARD



Sarah Marks  
No. 1017,  
Santa Maria,  
64050  
Mexico

**Receiver's Address** – Shows the address you are sending to

# English Phonemic Chart

## VOWELS AND DIPHTHONGS

- /ʌ/      under, cup
- /ɑ:/     aurm, car
- /æ/     alligator, cat
- /e/     elephant, bed
- /ə/     aamerica, cinema
- /ɜ:/     bird, learn
- /ɪ/     itchy, sitting
- /i:/     sheep, heat
- /ɒ/     ouctopus, hot
- /ɔ:/     four, horse
- /ʊ/     put, book
- /u:/     moon, blue
- /iə/     year, here
- /eə/     where, air, bear
- /ʊə/     tourist, poor
- /eɪ/     game, play
- /aɪ/     five, eye
- /ɔɪ/     boy, join
- /oʊ/     nose, home
- /aʊ/     house, mouth

## CONSONANTS

- /b/      under, cup
- /p/      point, top
- /k/      car, kick
- /g/      goat, big
- /f/      fish, farm
- /v/      violin, five
- /t/      tiger, hat
- /d/      door, bad
- /m/      monster, mom
- /n/      nose, ten
- /ŋ/      sing, finger
- /h/      hop, hat
- /r/      robot, star
- /l/      love, ball
- /ʒ/      television, treasure
- /ʃ/      shop, fish
- /tʃ/     chicken, watch
- /dʒ/     jump, bridge
- /θ/      three, thin
- /ð/      mother, this
- /s/      snake, kiss
- /z/      zigzag, lazy
- /w/      walk, window
- /j/      yo-yo, yellow

# Word List

## Grammatical key

(adj)	adjective	(n)	noun
(adv)	adverb	(prep)	preposition
(v)	verb	(det)	determiner

### Unit 1

#### Lesson 1

1. apartment (n)	chung cư
/ə'pɑ:rtmənt/	
2. balcony (n)	ban công
/'bælkəni/	
3. basement (n)	tầng hầm
/'beɪsmənt/	
4. garage (n)	nhà để xe, ga-ra
/gə'reɪʒ/	
5. gym (n)	phòng tập thể dục
/dʒɪm/	
6. yard (n)	cái sân
/jɑ:rd/	

#### Lesson 2

7. bed (n)	cái giường
/bed/	
8. clean (v)	dọn dẹp, rửa
/kli:n/	
9. dinner (n)	bữa tối
/'dɪnər/	
10. dish (n)	cái đĩa
/dɪʃ/	
11. kitchen (n)	nhà bếp
/'kɪtʃən/	
12. laundry (n)	việc giặt là (ũi)
/'ləʊndri/	
13. shopping (n)	việc mua sắm
/'ʃɒpɪŋ/	

#### Lesson 3

14. center (n)	trung tâm
/'sentər/	
15. city (n)	thành phố
/'sɪti/	
16. east (n)	phía đông
/'i:st/	
17. north (n)	phía bắc
/nɔ:rθ/	
18. south (n)	phía nam
/sauθ/	
19. town (n)	thị trấn, thị xã
/taʊn/	
20. village (n)	ngôi làng
/'vɪlɪdʒ/	
21. west (n)	phía tây
/west/	

### Unit 2

#### Lesson 1

22. biology (n)	môn Sinh học
/'baɪ'ɒlədʒi/	
23. geography (n)	môn Địa lý
/'dʒɪ'ɒɡrəfi/	
24. history (n)	môn Lịch sử
/'hɪstri/	

25. I.T. (information technology) (n)	môn Tin học
/,aɪ'ti:/ (/,ɪnfər'meɪʃn tek'nɒlədʒi/)	
26. literature (n)	môn Văn học
/'lɪtrətʃər/, /'lɪtrətʃər/	
27. music (n)	môn Âm nhạc
/'mju:zɪk/	
28. P.E. (physical education) (n)	môn Thể dục
/'pi:'i:/ (/,fɪzɪkl edʒu'keɪʃn/)	
29. physics (n)	môn Vật lý
/'fɪzɪks/	

#### Lesson 2

30. act (v)	diễn xuất
/ækt/	
31. activity (n)	hoạt động
/'æktɪvəti/	
32. arts and crafts (n)	thủ công mỹ nghệ
/'ɑ:rts ən 'kræfts/	
33. drama club (n)	câu lạc bộ kịch
/'drɑ:mə klʌb/	
34. indoor (adj)	trong nhà
/'ɪndɔ:r/	
35. outdoor (adj)	ngoài trời
/'aʊtdɔ:r/	
36. sign up (v)	đăng ký
/'saɪn ʌp/	

#### Lesson 3

37. adventure (n)	cuộc phiêu lưu
/'əd'ventʃər/	
38. author (n)	nhà văn, tác giả
/'ɔ:θər/	
39. fantasy (n)	kỳ ảo
/'fæntəsi/	
40. mystery (n)	bí ẩn
/'mɪstəri/	
41. novel (n)	tiểu thuyết
/'nɒvl/	

### Unit 3

#### Lesson 1

42. blond (adj)	(tóc) vàng
/'blɒnd/	
43. blue (adj)	màu xanh dương
/'blu:/	
44. brown (adj)	màu nâu
/'braʊn/	
45. glasses (n)	mắt kính
/'glæsɪz/	
46. long (adj)	dài
/'lɔ:ŋ/	
47. red (adj)	màu đỏ
/'red/	
48. short (adj)	ngắn, thấp
/'ʃɔ:rt/	

49. slim (adj)	thon thả, gầy
/slɪm/	
50. tall (adj)	cao
/'tɔ:l/	

#### Lesson 2

51. badminton (n)	cầu lông
/'bædmɪntən/	
52. barbecue (n)	tiệc nướng ngoài trời
/'bɑ:rbɪkju:/	
53. beach (n)	bãi biển
/'bi:tʃ/	
54. cake (n)	bánh ngọt
/'keɪk/	
55. mall (n)	trung tâm thương mại
/'mɔ:l/	
56. movie (n)	phim điện ảnh
/'mu:vi/	
57. party (n)	bữa tiệc
/'pɑ:rti/	
58. pizza (n)	bánh pi-za
/'pi:tʃə/	
59. swimming (n)	việc bơi lội
/'swɪmɪŋ/	
60. TV (n)	ti vi
/'ti:'vi:/	
61. video game (n)	trò chơi điện tử
/'vɪdiəʊ geɪm/	

#### Lesson 3

62. friendly (adj)	thân thiện
/'frendli/	
63. funny (adj)	buồn cười, vui nhộn
/'fʌni/	
64. helpful (adj)	có ích, hay giúp đỡ
/'helpfl/	
65. kind (adj)	tử tế, tốt bụng
/'kaɪnd/	
66. lazy (adj)	lười biếng
/'leɪzi/	
67. selfish (adj)	ích kỷ
/'selfɪʃ/	

### Unit 4

#### Lesson 1

68. always (adv)	luôn luôn
/'ɔ:lweɪz/	
69. never (adv)	không bao giờ
/'never/	
70. often (adv)	thường
/'ɔ:fn/, /'ɔ:ftən/	
71. rarely (adv)	hiếm khi
/'rerli/	
72. sometimes (adv)	thỉnh thoảng
/'sʌmtaɪmz/	
73. usually (adv)	thường xuyên
/'ju:ʒuəli/, /'ju:ʒəli/	

# Word List

## Lesson 2

74. fashion (n)	thời trang
/ˈfæʃn/	
75. music (n)	âm nhạc
/ˈmjuːzɪk/	
76. performance (n)	buổi trình diễn
/pərˈfɔːrməns/	
77. puppet (n)	con rối
/ˈpʌpɪt/	
78. show (n)	buổi trình diễn, chương trình
/ʃəʊ/	
79. stand (n)	quầy bán hàng
/stænd/	
80. talent (n)	tài năng
/ˈtælənt/	
81. tug of war (n)	kéo co
/tʌg əv ˈwɔːr/	

## Lesson 3

82. buy (v)	mua
/baɪ/	
83. candy (n)	kẹo
/ˈkændi/	
84. decorate (v)	trang trí
/ˈdeɪkəreɪt/	
85. fireworks (n)	pháo hoa
/ˈfaɪəwɜːrks/	
86. flower (n)	hoa
/ˈflaʊər/	
87. fruit (n)	hoa quả
/fru:t/	
88. gift (n)	quà tặng
/gɪft/	
89. lucky money (n)	tiền lì xì
/ˈlʌki ˈmʌni/	
90. parade (n)	buổi diễu hành
/pəˈreɪd/	
91. traditional (adj)	truyền thống
/trəˈdɪʃənəl/	
92. visit (v)	thăm, tham quan
/ˈvɪzɪt/	

## Unit 5

### Lesson 1

93. changing room (n)	phòng thay đồ
/ˈtʃeɪndʒɪŋ ru:m/	
94. customer (n)	khách hàng
/ˈkʌstəmə/	
95. extra large (adj)	rất lớn
/ˈekstrə lɑːrdʒ/	
96. jeans (n)	quần bò, quần jean
/dʒiːnz/	
97. large (adj)	lớn, rộng
/lɑːrdʒ/	
98. medium (adj)	cỡ trung bình
/ˈmiːdiəm/	

99. sales assistant (n)	nhân viên bán hàng
/seɪlz əˈsɪstənt/	

100. sweater (n)	áo len dài tay
/ˈswetər/	

## Lesson 2

101. change (n)	tiền thừa
/tʃeɪndʒ/	

102. check (n)	hóa đơn
/tʃek/	

103. dessert (n)	món tráng miệng
/dɪˈzɜːt/	

104. menu (n)	thực đơn
/ˈmenjuː/	

105. order (v)	gọi món
/ˈɔːrðər/	

106. tip (n)	tiền boa
/tɪp/	

## Lesson 3

107. beef (n)	thịt bò
/biːf/	

108. fish sauce (n)	nước mắm
/fɪʃ sɔːs/	

109. fry (v)	rán (chiên)
/fraɪ/	

110. grill (v)	nướng
/grɪl/	

111. herb (n)	rau thơm
/ɜːrb/, /hɜːrb/	

112. lamb (n)	thịt cừu
/læm/	

113. noodles (n)	mì
/ˈnuːdlz/	

114. pork (n)	thịt lợn (heo)
/pɔːrk/	

115. seafood (n)	hải sản
/ˈsiːfuːd/	

## Unit 6

### Lesson 1

116. bus station (n)	bến xe buýt
/ˈbʌs steɪʃn/	

117. hospital (n)	bệnh viện
/ˈhɒspɪtl/	

118. library (n)	thư viện
/ˈlaɪbrəri/	

119. police station (n)	đồn cảnh sát
/pəˈliːs steɪʃn/	

120. post office (n)	bưu điện
/ˈpəʊst ɒfɪs/	

121. train station (n)	ga tàu hỏa
/treɪn ˈsteɪʃn/	

### Lesson 2

122. bag (n)	túi
/bæg/	

123. bottle (n)	chai
/ˈbɒtl/	

124. can (n)	lon
/kæn/	

125. glass (n)	thủy tinh
/glæs/	

126. jar (n)	lọ, hũ
/dʒɑːr/	

127. pick up	nhặt
/pɪk ʌp/	

128. plastic (n/adj)	nhựa / bằng nhựa
/ˈplæstɪk/	

129. recycle	tái chế
/ˈriːsaɪkl/	

130. reuse	tái sử dụng
/ˈriːjuːz/	

131. throw away	vứt
/θrəʊ əˈweɪ/	

132. trash	rác
/træʃ/	

## Lesson 3

133. charity (n)	hội từ thiện
/ˈtʃærəti/	

134. donate (v)	quyên góp
/ˈdəʊneɪt/	

135. free (adj)	miễn phí
/friː/	

136. protect (v)	bảo vệ
/prəˈtekt/	

137. wildlife (n)	đời sống hoang dã
/ˈwaɪldlaɪf/	

## Unit 7

### Lesson 1

138. action (n)	phim hành động
/ˈækʃn/	

139. animated (adj)	hoạt hình
/ˈæniːmeɪtɪd/	

140. comedy (n)	phim hài
/ˈkɒmədi/	

141. drama (n)	phim chính kịch
/ˈdrɑːmə/	

142. horror (n)	phim kinh dị
/ˈhɒrər/	

143. science fiction (n)	phim khoa học viễn tưởng
/ˌsaɪəns ˈfɪkʃn/	

### Lesson 2

144. awful (adj)	kinh khủng
/ˈɔːfl/	

145. boring (adj)	chán
/ˈbɔːrɪŋ/	

146. exciting (adj)	thú vị
/ɪkˈsaɪtɪŋ/	

147. fantastic (adj)	tuyệt vời
/fænˈtæstɪk/	

148. funny (adj)	hài hước
/ˈfʌni/	
149. great (adj)	tuyệt vời
/greɪt/	
150. sad (adj)	buồn
/sæd/	
151. terrible (adj)	khủng khiếp
/ˈterəbl/	

### Lesson 3

152. army (n)	quân đội
/ˈɑːrmi/	
153. battle (n)	trận chiến
/ˈbætl/	
154. general (n)	vị tướng
/ˈdʒenrəl/	
155. king (n)	nhà vua
/kɪŋ/	
156. queen (n)	nữ hoàng, hoàng hậu
/kwiːn/	
157. soldier (n)	binh lính
/ˈsouldʒər/	
158. win (v)	chiến thắng
/wɪn/	
159. invaders (n)	kẻ xâm lược
/ɪnˈveɪdəz/	

## Unit 8

### Lesson 1

160. campsite (n)	khu cắm trại
/ˈkæmpsaɪt/	
161. canyon (n)	hẻm núi
/ˈkænjən/	
162. cave (n)	hang động
/keɪv/	
163. hiking (n)	chuyến đi bộ đường dài
/ˈhaɪkɪŋ/	
164. kayaking (n)	trò chèo thuyền kayak
/ˈkaɪækɪŋ/	
165. rafting (n)	việc đi bè
/ˈræftɪŋ/	

### Lesson 2

166. battery (n)	pin
/ˈbætəri/	
167. bottled water (n)	nước đóng chai
/ˈbɒtlɪd ˈwɔːtər/	
168. flashlight (n)	đèn pin
/ˈflæʃlaɪt/	
169. pillow (n)	gối
/ˈpɪləʊ/	
170. sleeping bag (n)	túi ngủ
/ˈsliːpɪŋ bæɡ/	
171. tent (n)	lều
/tent/	
172. towel	khăn
/ˈtaʊəl/	

### Lesson 3

173. bay (n)	vịnh
/beɪ/	
174. beach (n)	bãi biển
/biːtʃ/	

175. forest (n)	khu rừng
/ˈfɒːrɪst/	
176. highland (n)	cao nguyên
/ˈhaɪlənd/	
177. island (n)	hòn đảo
/ˈaɪlənd/	
178. mountain (n)	núi
/ˈmaʊntn/	
179. waterfall (n)	thác nước
/ˈwɔːtərfoːl/	

## Unit 9

### Lesson 1

180. earthscraper (n)	nhà nhiều tầng dưới lòng đất
/ˈɜːrθˌskreɪpər/	
181. eco-friendly (adj)	thân thiện với môi trường
/iːˈkou-ˈfrendli/	
182. megacity (n)	siêu đô thị
/ˈmegəsiːti/	
183. sea (n)	biển
/siː/	
184. smart home (n)	nhà thông minh
/smɑːrt hoʊm/	
185. underground (adv)	ngầm, dưới đất
/ˌʌndərˈgraʊnd/	

### Lesson 2

186. 3D printer (n)	máy in 3D
/θriː diː ˈprɪntər/	
187. automatic food machine (n)	máy làm thức ăn tự động
/ɔːtəˈmætɪk fuːd məˈʃiːn/	
188. device (n)	thiết bị
/dɪˈvaɪs/	
189. drone (n)	máy bay không người lái
/droun/	
190. robot helper (n)	người máy giúp việc
/ˈrɒbɒt ˈhelpər/	
191. screen (n)	màn hình
/skriːn/	
192. smart (adj)	thông minh
/smɑːrt/	

### Lesson 3

193. astronaut (n)	phi hành gia
/ˈæstrənɔːt/	
194. Earth (n)	Trái Đất
/ɜːrθ/	
195. float (v)	trôi, nổi
/flaʊt/	
196. gravity (n)	trọng lực
/ˈgrævəti/	
197. lock (v)	khóa lại
/lɒk/	
198. Moon (n)	mặt trăng
/muːn/	
199. space station (n)	trạm không gian
/ˈspeɪs steɪʃn/	
200. spacesuit (n)	bộ quần áo vũ trụ
/ˈspeɪssuːt/	

## Unit 10

### Lesson 1

201. bridge (n)	cây cầu
/brɪdʒ/	
202. cathedral (n)	nhà thờ chính tòa, nhà thờ lớn
/kəˈθiːdrəl/	
203. museum (n)	bảo tàng
/mjuːziəm/	
204. opera house (n)	nhà hát opera
/ˈɒpə haʊs/	
205. palace (n)	cung điện
/ˈpæləs/	
206. park (n)	công viên
/pɑːrk/	
207. statue (n)	tượng
/ˈstætʃuː/	
208. tower (n)	tòa tháp
/ˈtaʊər/	

### Lesson 2

209. amusement park (n)	công viên giải trí
/əˈmjuːzment ˌpɑːrk/	
210. building (n)	tòa nhà
/ˈbɪldɪŋ/	
211. crowded (adj)	đông đúc
/ˈkraʊdɪd/	
212. noisy (adj)	ồn ào
/ˈnɔɪzi/	
213. modern (adj)	hiện đại
/ˈmɒdərn/	
214. peaceful (adj)	yên bình
/ˈpiːsfəl/	
215. shopping mall (n)	trung tâm thương mại
/ˈʃɒpɪŋ məːl/	

### Lesson 3

216. cheap (adj)	rẻ
/tʃiːp/	
217. clean (adj)	sạch
/kliːn/	
218. expensive (adj)	đắt (mắc)
/ɪkˈspensɪv/	
219. polluted (adj)	ô nhiễm
/pəˈluːtɪd/	
220. populated (adj)	đông dân
/ˈpɒpjuleɪtɪd/	
221. temperature (n)	hiệu độ
/ˈtemprətʃər/, /ˈtemprətʃər/	

# Credits

We are grateful for the permission to reproduce the following materials.

**Unit 1: p. 6** © alexandre zeiger | Shutterstock.com, © Roshan\_NG | Shutterstock.com, © fiphoto | Shutterstock.com, © Tapui | Shutterstock.com, © SiljeAO | Shutterstock.com, © Dimasik\_sh | Shutterstock.com, © Monkey Business Images | Shutterstock.com. **p. 7** © Dean Drobot | Shutterstock.com. **p. 8** © Grand Warszawski | Shutterstock.com, © xujun | Shutterstock.com, © romakoman | Shutterstock.com, © romakoma | Shutterstock.com, © Artazum | Shutterstock.com, © Artazum | Shutterstock.com. **p. 9** © umarazak | Shutterstock.com, © Daniel Jedzura | Shutterstock.com, © LightField Studios | Shutterstock.com, © pen kanya | Shutterstock.com, © Yavdat | Shutterstock.com, © Michaelspb | Shutterstock.com, © Ekkarat | Shutterstock.com. **p. 10** © SergiyN | Shutterstock.com. **p. 11** © Dmytro Zinkevych | Shutterstock.com, © sebra | Shutterstock.com, © Hannamariah | Shutterstock.com, © 4 PM production | Shutterstock.com, © VGstockstudio | Shutterstock.com, © 5 second Studio | Shutterstock.com, © Bershadsky Yuri | Shutterstock.com, © DeymosHR | Shutterstock.com, © pixfly | Shutterstock.com, © DenisProduction.com | Shutterstock.com, © Rozhnovskaya Tanya | Shutterstock.com. **p. 12** © Lillac | Shutterstock.com, © POK | Shutterstock.com, © ventdusud | Shutterstock.com, © MIKHAIL GRACHIKOV | Shutterstock.com, © Catarina Belova | Shutterstock.com. **p. 13** © Nguyen Quang Ngoc Tonkin | Shutterstock.com, © JeniFoto | Shutterstock.com, © chrisdomey | Shutterstock.com.

**Unit 2: p. 14** © Syda Productions | Shutterstock.com, © Monkey Business Images | Shutterstock.com, © Kzenon | Shutterstock.com, © wavebreakmedia | Shutterstock.com, © LightField Studios | Shutterstock.com, © hidesy | Shutterstock.com. **p. 15** © Lisa F. Young | Shutterstock.com. **p. 16** © BalanceFormCreative | Shutterstock.com, © SpeedKingz | Shutterstock.com, © ShutterstockStudio | Shutterstock.com, © R. MACKAY PHOTOGRAPHY, LLC | Shutterstock.com, © Song\_about\_summer | Shutterstock.com, © ARTFULLY PHOTOGRAPHER | Shutterstock.com, © graceenee | Shutterstock.com, © gpointstudio | Shutterstock.com, © wavebreakmedia | Shutterstock.com. **p. 18** © Syda Productions | Shutterstock.com, © Poznyakov | Shutterstock.com. **p. 19** © VGstockstudio | Shutterstock.com. **p. 20** © ESB Professional | Shutterstock.com. **p. 21** © Aleksandr Ozerov | Shutterstock.com, © Wachiwit | Shutterstock.com, © Design Projects | Shutterstock.com.

**Unit 3: p. 22** © GalenDI | Shutterstock.com, © AllisonHays-AllicatPhotography | Shutterstock.com. **p. 23** © MonkeyBusinessImages | Shutterstock.com, © exopixel | Shutterstock.com, © BaLLunLa | Shutterstock.com. **p. 24** © DenisProduction.com | Shutterstock.com, © Rido | Shutterstock.com, © MonkeyBusinessImages | Shutterstock.com, © RonnachaiPalasImages | Shutterstock.com, © ZhouEkal | Shutterstock.com. **p. 25** © kakzs | Shutterstock.com, © Dejan Dundjerski | Shutterstock.com, © Yuttana Jaowattana | Shutterstock.com. **p. 26** © Monkey Business Images | Shutterstock.com. **p. 27** © Eldar Nurkovic | Shutterstock.com, © L Julia | Shutterstock.com, © successo images | Shutterstock.com, © Tyler Olson | Shutterstock.com, © 2xSamara.com | Shutterstock.com, © wavebreakmedia | Shutterstock.com. **p. 28** © Solarisys | Shutterstock.com, © kitty | Shutterstock.com.

**Unit 4: p. 30** © file404 | Shutterstock.com, © REDPIXEL.PL | Shutterstock.com, © Kryvenok Anastasiia | Shutterstock.com, © Rawpixel.com | Shutterstock.com. **p. 31** © Rawpixel.com | Shutterstock.com. **p. 32** © Jacek Chabraszewski | Shutterstock.com, © Aleksandr Markin | Shutterstock.com, © smile23 | Shutterstock.com, © A StockStudio | Shutterstock.com, © spass | Shutterstock.com, © fontoknak | Shutterstock.com, © exorizt | Shutterstock.com, © Cynthia Kidwell | Shutterstock.com, © Peter Wollinga | Shutterstock.com. **p. 33** © Syda Productions | Shutterstock.com, © Sodel Vladyslav | Shutterstock.com, © MilousSK | Shutterstock.com, © LOGVINYUK YULIJA | Shutterstock.com, © wavebreakmedia | Shutterstock.com, © Rainbow Bkk | Shutterstock.com, © Monkey Business Images | Shutterstock.com, © Khosro Images | Shutterstock.com, © Anna Om | Shutterstock.com. **p. 34** © Svetography | Shutterstock.com, © Annette Shaff | Shutterstock.com, © Oleksii Sidorov | Shutterstock.com. **p. 35** © StockphotoVideo | Shutterstock.com, © Sharif Putra | Shutterstock.com, © tororo reaction | Shutterstock.com, © BlurryMe | Shutterstock.com, © Evgeny Karandaev | Shutterstock.com. **p. 36** © Patiwat Sariya | Shutterstock.com, © Alexander Business Images | Shutterstock.com, © Iakov Filimonov | Shutterstock.com, © Zu Kamilov | Shutterstock.com, © Roman Samborskiy | Shutterstock.com, © Jacob Lund | Shutterstock.com, © Dragon Images | Shutterstock.com, © a katz | Shutterstock.com, © Alisa | Shutterstock.com. **p. 37** © French Jessica Lee | Shutterstock.com, © Huy Thoai | Shutterstock.com, © vivanvu | Shutterstock.com, © ngoc tran | Shutterstock.com, © Nguyen Hai Truong | Shutterstock.com, © Vietnam Colors | Shutterstock.com.

**Unit 5: p. 38** © Olga Yastremska | Shutterstock.com, © fizkes | Shutterstock.com. **p. 39** © Zoriana Zaitseva | Shutterstock.com, © Sorbis | Shutterstock.com. **p. 40** © Anna Klepatkaya | Shutterstock.com. **p. 41** © Anastasiya Aleksandrenko | Shutterstock.com, © 279photo Studio | Shutterstock.com, © Adisa | Shutterstock.com, © Tohuwabohu1976 | Shutterstock.com, © glenda | Shutterstock.com, © wavebreakmedia | Shutterstock.com. **p. 42** © fizkes | Shutterstock.com, © Phant | Shutterstock.com, © Surapong | Shutterstock.com, © p\_ponomareva | Shutterstock.com. **p. 43** © beats1 | Shutterstock.com, © Africa Studio | Shutterstock.com, © svariophoto | Shutterstock.com, © Aquarius Studio | Shutterstock.com, © Africa Studio | Shutterstock.com, © 5PH | Shutterstock.com, © Gtranquillity | Shutterstock.com, © Ratov Maxim | Shutterstock.com, © Alena Haurlyik | Shutterstock.com. **p. 44** © Chatcharin Sombutpinyo | Shutterstock.com, © Christian Jung | Shutterstock.com, © Alexander Raths | Shutterstock.com, © Antonova Ganna | Shutterstock.com, © Alexander Raths | Shutterstock.com, © gresi | Shutterstock.com, © Slatan | Shutterstock.com, © Jacek Chabraszewski | Shutterstock.com, © successo images | Shutterstock.com, © arigato | Shutterstock.com, © gorkem demir | Shutterstock.com, © Marie C Fields | Shutterstock.com, © stockcreations | Shutterstock.com. **p. 45** © Anna\_Pustynnikova | Shutterstock.com, © Digital Painting | Shutterstock.com.

**Unit 6: p. 46** © BONDART PHOTOGRAPHY | Shutterstock.com, © Kapi Ng | Shutterstock.com, © Spotmatik Ltd | Shutterstock.com, © Mick2770 | Shutterstock.com, © Makistock | Shutterstock.com, © Axel Bueckert | Shutterstock.com, © Sorbis | Shutterstock.com, © isleem | Shutterstock.com. **p. 47** © Twinstepphoto | Shutterstock.com. **p. 48** © ArtisticPhoto | Shutterstock.com. **p. 49** © Tainar | Shutterstock.com, © WINEXA | Shutterstock.com, © RcriStudio | Shutterstock.com, © amci mataraj | Shutterstock.com, © Nastelbo | Shutterstock.com, © BestPhotoStudio | Shutterstock.com. **p. 50** © wavebreakmedia | Shutterstock.com, © Iqisheva Maria | Shutterstock.com, © SpicyTruffel | Shutterstock.com. **p. 51** © Ashleyvb5 | Shutterstock.com, © Fevzie | Shutterstock.com, © encierro | Shutterstock.com, © Zahorui Ivan | Shutterstock.com, © Maren Winter | Shutterstock.com, © Alohaflaminggo | Shutterstock.com, © M.Stasy | Shutterstock.com. **p. 52** © Jenny Lord | Shutterstock.com, © Larina Marina | Shutterstock.com.

**Unit 7: p. 54** © Patrick Foto | Shutterstock.com, © Teguh Mujiono | Shutterstock.com, © Fer Gregory | Shutterstock.com, © lassedesignen | Shutterstock.com, © Dmitri Ma | Shutterstock.com, © Nomad\_Soul | Shutterstock.com, © BaLLunLa | Shutterstock.com, © Allies Interactive | Shutterstock.com. **p. 55** © Szasz-Fabian Jozsef | Shutterstock.com, © VTT Studio | Shutterstock.com. **p. 56** © kamui29 | Shutterstock.com. **p. 57** © Zoriana Zaitseva | Shutterstock.com. **p. 58** © Syda Productions | Shutterstock.com, © Yellow duck | Shutterstock.com. **p. 59** © Margarita Nikolskaya | Shutterstock.com. **p. 60** © veleknz | Shutterstock.com, © LightField Studios | Shutterstock.com, © Evgeniia Litovchenko | Shutterstock.com, © Algol | Shutterstock.com, © Fotokvadrat | Shutterstock.com.

**Unit 8: p. 62** © Ammit Jack | Shutterstock.com, © Dudarev Mikhail | Shutterstock.com, © sumikophoto | Shutterstock.com, © Lillac | Shutterstock.com, © Taiga | Shutterstock.com, © Kuznetcov\_Konstantin | Shutterstock.com, © Aleksandr Samuilovs | Shutterstock.com, © Daniel Freyr | Shutterstock.com, © kojihirano | Shutterstock.com. **p. 63** © Svetography | Shutterstock.com, © Asier Romero | Shutterstock.com, © Pecold | Shutterstock.com. **p. 64** © Marian Galovic | Shutterstock.com. **p. 65** © Maria Kovalets | Shutterstock.com, © AlenKadr | Shutterstock.com, © Volodymyr Krasnyuk | Shutterstock.com, © GalapagosPhoto | Shutterstock.com, © Dmitriy Kazitsyn | Shutterstock.com, © nikitabuidal | Shutterstock.com, © Matee Nusem | Shutterstock.com, © kak2s | Shutterstock.com, © Kleber Cordeiro | Shutterstock.com, © Digital Media Pro | Shutterstock.com, © Sushiman | Shutterstock.com. **p. 66** © YAKOBCHUKVIACHESLAVI | Shutterstock.com, © Lek KB | Shutterstock.com. **p. 68** © MO\_SSES Premium | Shutterstock.com, © John Bill | Shutterstock.com, © PhotoRoman | Shutterstock.com, © Bon Appetit | Shutterstock.com, © Khoroshunova Olga | Shutterstock.com, © Huy Thoai | Shutterstock.com, © DonMammoser | Shutterstock.com, © DeltaOFF | Shutterstock.com, © Josef Hanus | Shutterstock.com, © FocusStocker | Shutterstock.com, © Raier Fuhrmann | Shutterstock.com. **p. 69** © Nguyen Nguyen | Shutterstock.com, © Tee11 | Shutterstock.com, © lookmal.com | Shutterstock.com.

**Unit 9: p. 70** © V\_E | Shutterstock.com, © dibrova | Shutterstock.com, © Thomas Cabotiau | Shutterstock.com, © K\_Dreamcatcher | Shutterstock.com, © alphaspirit | Shutterstock.com. **p. 71** © Jacek Chabraszewski | Shutterstock.com. **p. 72** © Zastolskiy Victor | Shutterstock.com. **p. 73** © Nik Merkulov | Shutterstock.com, © Marina Grigorivna | Shutterstock.com, © kirill\_makarov | Shutterstock.com, © perfectloop | Shutterstock.com, © perfectloop | Shutterstock.com, © Dmitry Kalinovsky | Shutterstock.com, © Mihai Simonia | Shutterstock.com, © Szasz-Fabian Ilka Erika | Shutterstock.com. **p. 74** © ThirdUnit | Shutterstock.com, © Julien Tromeur | Shutterstock.com, © ANNA\_KOVA | Shutterstock.com. **p. 75** © PaO\_STUDIO | Shutterstock.com, © Dean Drobot | Shutterstock.com, © Mike\_shots | Shutterstock.com, © New Africa | Shutterstock.com, © Monkey Business Images | Shutterstock.com, © Ilike | Shutterstock.com, © Breadmaker | Shutterstock.com, © Franck Boston | Shutterstock.com. **p. 76** © Nerthuz | Shutterstock.com, © Just Super | Shutterstock.com, © underworld | Shutterstock.com, © Castleski | Shutterstock.com. **p. 77** © Hybrid\_Graphics | Shutterstock.com, © Chinnapong | Shutterstock.com.

**Unit 10: p. 78** © MatejHudovernik | Shutterstock.com, © murart | Shutterstock.com, © TravelMania | Shutterstock.com, © stocksre | Shutterstock.com, © legacy1995 | Shutterstock.com, © ChrisHowey | Shutterstock.com, © Kiev.Victor | Shutterstock.com, © Travel Stock | Shutterstock.com, © Racoool\_studio | Freepik.com, © Brian A Jackson | Shutterstock.com, © Page Light Studios | Shutterstock.com. **p. 79** © Monkey Business Images | Shutterstock.com. **p. 80** © amophoto\_au | Shutterstock.com, © S.Borisov | Shutterstock.com, © Kiev.Victor | Shutterstock.com, © f11photo | Shutterstock.com, © Songquan Deng | Shutterstock.com, © Ratikova | Shutterstock.com. **p. 81** © Paper Cat | Shutterstock.com, © Rostislav Glinisky | Shutterstock.com, © Yuri Galov | Shutterstock.com, © Patrick Foto | Shutterstock.com, © Palo\_ok | Shutterstock.com. **p. 82** © Prostock-studio | Shutterstock.com, © sharpoyou | Shutterstock.com, © Nok Lek | Shutterstock.com. **p. 83** © I am Kulz | Shutterstock.com, © Joshua Haviv | Shutterstock.com, © Aleksandar Todorovic | Shutterstock.com. **p. 84** © GraphicsRF.com | Shutterstock.com, © Beautiful landscape | Shutterstock.com, © Feng Yu | Shutterstock.com, © MicroOne | Shutterstock.com, © StudioPortoSabbia | Shutterstock.com, © ineng | Shutterstock.com, © ventdusud | Shutterstock.com, © MaxyM | Shutterstock.com. **p. 85** © Jaromir Chalabala | Shutterstock.com, © iJeab | Shutterstock.com, © TBone Lee | Shutterstock.com.

**Unit 1 Review: p. 86** © Peshkova | Shutterstock.com.

**Unit 2 Review: p. 88** © Syda Productions | Shutterstock.com, © Africa Studio | Shutterstock.com, © R. MACKAY PHOTOGRAPHY, LLC | Shutterstock.com, © Phovoir | Shutterstock.com, © wavebreakmedia | Shutterstock.com, © Pixeljoy | Shutterstock.com, © Rawpixel.com | Shutterstock.com, © Kzenon | Shutterstock.com, © Lopolo | Shutterstock.com, © Galina Barskaya | Shutterstock.com. **p. 89** © SeventyFour | Shutterstock.com, © True Touch Lifestyle | Shutterstock.com.

**Unit 5 Review: p. 95** © Anna\_Pustynnikova | Shutterstock.com.

**Unit 6 Review: p. 97** © MaxyM | Shutterstock.com, © ESB Professional | Shutterstock.com.

**Unit 7 Review: p. 98** © Everett Collection | Shutterstock.com. **p. 99** © Syda Productions | Shutterstock.com.

**Unit 8 Review: p. 100** © Iryna Kalamurza | Shutterstock.com. **p. 101** © DeltaOFF | Shutterstock.com.

**Unit 9 Review: p. 103** © Efired | Shutterstock.com.

**Unit 10 Review: p. 104** © amadeustx | Shutterstock.com, © ez tokboi | Shutterstock.com, © TWStock | Shutterstock.com, © Lukyanova Natalia frenta | Shutterstock.com, © maoyunping | Shutterstock.com, © humphrey | Shutterstock.com, © Arsiyara | Shutterstock.com, © yinggw | Shutterstock.com, © Club4traveler | Shutterstock.com, © ARTYOORAN | Shutterstock.com, © Walencienne | Shutterstock.com, © Shaith | Shutterstock.com, © NDAB Creativity | Shutterstock.com, © Kamira | Shutterstock.com, © Elizaveta Galitckaia | Shutterstock.com, © Sean Pavone | Shutterstock.com, © Anotai Y | Shutterstock.com, © zhu difeng | Shutterstock.com.